

HENSOLDT AG NPV

ISIN: DE000HAG0005 WKN: HAG000

Overview

2024/07/26 17:44:59

5y

Price

33.44 EUR

Difference  0.60% (0.20)

General attributes

ISIN DE000HAG0005

Symbol HAG

Exchange Euronext Milan MTF Trading
After Hours

Currency EUR

Sector Technology

Security type Stock

Market cap (m) 3,842 EUR

Benchmark GERMANY DAX

Market data

Bid (Bid size) 32.46 EUR (150)

Ask (Ask size) 34.42 EUR (150)

Open 33.44 EUR

High -

Low -

Close (prev. day) 33.24 EUR

VWAP -

Volume (pcs) -

Trading volume -

Number of trades 1

Last size -











Futures and Options

Related Futures -

Related Options 605

Chart
not availableInformation about previous performance does not guarantee future performance.
Source: FactSet

Recent research

on sector		on market	
Date		Headline	Download
2024/07/26		Equity Weekly	
2024/07/24		Global Equity Ratings	
2024/07/24		Aktienempfehlungen Global	
2024/07/15		Aktienempfehlungen Global	
2024/07/12		Global Equity Ratings	

Details

2024/07/26 17:44:59

Price

33.44 EUR

Difference ▲ 0.60% (0.20)

General attributes

ISIN	DE000HAG0005
Symbol	HAG
Exchange	Euronext Milan MTF Trading After Hours
Currency	EUR
Sector	Technology
Security type	Stock
Market cap (m)	3,842 EUR
Benchmark	GERMANY DAX

Market data

Bid (Bid size)	32.46 EUR (150)
Ask (Ask size)	34.42 EUR (150)
Open	33.44 EUR
High	-
Low	-
Close (prev. day)	33.24 EUR
VWAP	-
Volume (pcs)	-
Trading volume	-
Number of trades	1
Last size	-

Performance and Risk

	6m	1y	3y
Perf (%)	-	-	-
Perf (abs.)	-	-	-
Beta	1.27	0.77	0.39
Volatility	-	-	-

5y

Chart
not available

Information about previous performance does not guarantee future performance.
Source: FactSet

Price data

Ø price 5 days Ø volume 5 days (pcs.)	- EUR (-)
Ø price 30 days Ø volume 30 days (pcs.)	- EUR (-)
Ø price 100 days Ø volume 100 days (pcs.)	- EUR (-)
Ø price 250 days Ø volume 250 days (pcs.)	- EUR (-)
YTD High date	- EUR (-)
YTD Low date	- EUR (-)
52 Weeks High date	- EUR (-)
52 Weeks Low date	- EUR (-)

Arbitrage views

Exchange ⊕	Date	Time	Price	Trading volume (mio.)	Number of trades
Xetra	2024/07/26	17:44	33.26 EUR	10.90	3,218
Tradegate	2024/07/26	22:26	33.36 EUR	2.29	457
Stuttgart	2024/07/26	21:45	33.28 EUR	0.28	117
Munich	2024/07/26	08:00	34.50 EUR	0.00	2
London Stock Exchange	2024/	15:29	34.14 EUR	0.61	2

	06/27					
Hanover	2024/ 07/26	08:16	35.00	EUR	0.00	3
Hamburg	2024/ 07/26	12:04	33.16	EUR	0.00	2
Frankfurt	2024/ 07/26	14:25	33.70	EUR	0.13	14
FINRA other OTC Issues	2024/ 06/11	16:13	36.60	USD	0.01	2
Euronext Milan MTF Trading After Hours	2024/ 07/26	17:44	33.44	EUR	0.00	1
Euronext Milan MTF Global Equity Market	2024/ 07/26	17:44	33.44	EUR	0.00	1
Duesseldorf	2024/ 07/26	19:32	33.16	EUR	0.00	6
Berlin	2024/ 07/26	19:19	33.20	EUR	0.00	2

Company profile

Company Logo

Contact Details

HENSOLDT AG

--

Willy-Messerschmitt-Strasse 3 - 82024
Taufkirchen

Telefon: +49-89-51518-0

Fax: +

E-mail: info@hensoldt.net

Company Profile

-

Members of Management Board

Oliver Dörre	Chairman of Managing Board
Lars Immisch	Member of Executive Committee
Celia Pelaz	Member of Executive Committee
Christian Ladurner	Member of Executive Committee

Board of directors

Reiner Winkler	Chairman of Supervisory Board
Juergen Bestle	Member of Supervisory Board
Achim Gruber	Member of Supervisory Board
Armin Maier-Junker	Member of Supervisory Board
Giuseppe Panizzardi	Member of Supervisory Board
Hiltrud Dorothea Werner	Member of Supervisory Board
Ingrid Jägering	Member of Supervisory Board
Julia Wahl	Member of Supervisory Board
Jürgen Bühl	Member of Supervisory Board
Letizia Colucci	Member of Supervisory Board
Marco Romed Fuchs	Member of Supervisory Board
Marion Koch	Member of Supervisory Board