

AFC GAMMA INC COM USD0.01

ISIN: **US00109K1051** WKN: **00109K105**

Overview

2024/09/13 19:30:34

Price
9.20 EURDifference  1.66% (0.15)

General attributes

ISIN	US00109K1051
Symbol	AFCG
Exchange	Duesseldorf
Currency	EUR
Sector	-
Security type	Stock
Market cap (m)	193 EUR
Benchmark	S&P 500

Market data

Bid (Bid size)	-
Ask (Ask size)	-
Open	8.95 EUR
High	9.20 EUR
Low	8.95 EUR
Close (prev. day)	9.05 EUR
VWAP	-
Volume (pcs)	0
Trading volume	0.00
Number of trades	7
Last size	0

Futures and Options

Related Futures	-
Related Options	-











5y



Information about previous performance does not guarantee future performance.
Source: FactSet

Recent research

on market

Date	Headline	Download
2024/09/11	 Global Equity Ratings	
2024/09/11	 Aktienempfehlungen Global	
2024/09/09	 Marktkommentar	
2024/09/05	 Global Equity Ratings	
2024/09/05	 Aktienempfehlungen Global	

Details

2024/09/13 19:30:34

Price

9.20 EUR

Difference ▲ 1.66% (0.15)

General attributes

ISIN	US00109K1051
Symbol	AFCG
Exchange	Duesseldorf
Currency	EUR
Sector	-
Security type	Stock
Market cap (m)	193 EUR
Benchmark	S&P 500

Market data

Bid (Bid size)	-
Ask (Ask size)	-
Open	8.95 EUR
High	9.20 EUR
Low	8.95 EUR
Close (prev. day)	9.05 EUR
VWAP	-
Volume (pcs)	0
Trading volume	0.00
Number of trades	7
Last size	0

Performance and Risk

	6m	1y	3y
Perf (%)	-	-	-
Perf (abs.)	-	-	-
Beta	-	-	-
Volatility	-	-	-

5y



Information about previous performance does not guarantee future performance.
Source: FactSet

Price data

Ø price 5 days Ø volume 5 days (pcs.)	9.08 EUR (0)
Ø price 30 days Ø volume 30 days (pcs.)	8.90 EUR (0)
Ø price 100 days Ø volume 100 days (pcs.)	8.15 EUR (0)
Ø price 250 days Ø volume 250 days (pcs.)	- EUR (-)
YTD High date	- EUR (-)
YTD Low date	- EUR (-)
52 Weeks High date	- EUR (-)
52 Weeks Low date	- EUR (-)

All listings for AFC GAMMA INC COM USD0.01

Exchange	Date	Time	Price	Trading volume (mio.)	Number of trades
Stuttgart	2024/09/13	08:04	9.05 EUR	0.00	3
Nasdaq	2024/09/13	22:00	10.34 USD	2.71	2,987
Munich	2024/09/13	08:03	9.25 EUR	0.00	1
Frankfurt	2024/09/13	08:01	9.00 EUR	0.00	2
Duesseldorf	2024/09/13	19:30	9.20 EUR	0.00	7

Company profile

Company Logo

Contact Details

AFC GAMMA INC

--

Telefon: -

Fax: -

E-mail: -

Company Profile

-