

## CYBERAGENT INC.

ISIN: JP3311400000 WKN: 4751

## Overview

2024/08/16 16:30:50

Price  
5.75 EURDifference  -2.54% (-0.15)

## General attributes

ISIN	JP3311400000
Symbol	4751
Exchange	Duesseldorf
Currency	EUR
Sector	-
Security type	Stock
Market cap (m)	2,973 EUR
Benchmark	NIKKEI 225

## Market data

Bid (Bid size)	5.75 EUR (520)
Ask (Ask size)	5.95 EUR (520)
Open	5.75 EUR
High	5.75 EUR
Low	5.70 EUR
Close (prev. day)	5.90 EUR
VWAP	-
Volume (pcs)	0
Trading volume	0.00
Number of trades	4
Last size	0

## Futures and Options








Related Futures	-
Related Options	-

5y



Information about previous performance does not guarantee future performance.  
Source: FactSet

## Recent research

on market			
Date		Headline	Download
2024/08/12		Global Equity Ratings	
2024/08/12		Aktienempfehlungen Global	
2024/02/22		Aktienempfehlungen Global	
2024/02/22		Global Equity Ratings	
2023/10/27		Global Equity Ratings	

## Details

2024/08/16 16:30:50

### Price

5.75 EUR

 Difference ▼ -2.54% (-0.15)

### General attributes

ISIN	JP3311400000
Symbol	4751
Exchange	Duesseldorf
Currency	EUR
Sector	-
Security type	Stock
Market cap (m)	2,973 EUR
Benchmark	NIKKEI 225

### Market data

Bid (Bid size)	5.75 EUR (520)
Ask (Ask size)	5.95 EUR (520)
Open	5.75 EUR
High	5.75 EUR
Low	5.70 EUR
Close (prev. day)	5.90 EUR
VWAP	-
Volume (pcs)	0
Trading volume	0.00
Number of trades	4
Last size	0

### Performance and Risk

	6m	1y	3y
Perf (%)	-	-	-
Perf (abs.)	-	-	-
Beta	0.82	0.78	0.92
Volatility	-	-	-

5y



Information about previous performance does not guarantee future performance.  
Source: FactSet

### Price data

Ø price 5 days   Ø volume 5 days (pcs.)	5.58 EUR (0)
Ø price 30 days   Ø volume 30 days (pcs.)	5.56 EUR (0)
Ø price 100 days   Ø volume 100 days (pcs.)	- EUR (-)
Ø price 250 days   Ø volume 250 days (pcs.)	- EUR (-)
YTD High   date	- EUR (-)
YTD Low   date	- EUR (-)
52 Weeks High   date	- EUR (-)
52 Weeks Low   date	- EUR (-)

### Arbitrage views

Exchange <span>⊕</span>	Date	Time	Price	Trading volume (mio.)	Number of trades
Tradegate	2024/08/15	22:26	6.00 EUR	0.00	2
Tokyo Stock Exchange	2024/08/16	08:00	961.30 JPY	45.33	9,964
Stuttgart	2024/08/16	10:32	5.80 EUR	0.00	2
Munich	2024/08/16	08:12	5.80 EUR	0.00	1
Hanover	2024/08/16	08:01	5.80 EUR	0.00	1

	16					
Frankfurt	2024/08/ 16	08:08	5.80 EUR	0.00		1
FINRA other OTC Issues	2024/08/ 01	15:30	6.40 USD	16.18		3
Duesseldorf	2024/08/ 16	16:30	5.75 EUR	0.00		4
Berlin	2024/08/ 16	16:30	5.90 EUR	0.00		5

## Company profile

### Company Logo

#### Contact Details

CYBER AGENT

--

----

Telefon: -

Fax: -

E-mail: -

### Company Profile

-