

## CYBERAGENT INC.

ISIN: JP3311400000 WKN: 4751

## Overview

2024/05/09 16:30:58

Price  
5.80 EURDifference  1.75% (0.10)

## General attributes

ISIN	JP3311400000
Symbol	4751
Exchange	Duesseldorf
Currency	EUR
Sector	-
Security type	Stock
Market cap (m)	2,974 EUR
Benchmark	NIKKEI 225

## Market data

Bid (Bid size)	5.80 EUR (260)
Ask (Ask size)	6.00 EUR (260)
Open	5.75 EUR
High	5.80 EUR
Low	5.75 EUR
Close (prev. day)	5.70 EUR
VWAP	-
Volume (pcs)	0
Trading volume	0.00
Number of trades	4
Last size	0

## Futures and Options

Related Futures	-
Related Options	-











5y



Information about previous performance does not guarantee future performance.  
Source: FactSet

## Recent research

on market

Date	Headline	Download
2024/02/22	 Aktienempfehlungen Global	
2024/02/22	 Global Equity Ratings	
2023/10/27	 Global Equity Ratings	
2023/10/27	 Aktienempfehlungen Global	
2023/09/29	 Global Equity Ratings	

## Details

2024/05/09 16:30:58

Price  
5.80 EURDifference ▲ 1.75% (0.10)

## General attributes

ISIN	JP3311400000
Symbol	4751
Exchange	Duesseldorf
Currency	EUR
Sector	-
Security type	Stock
Market cap (m)	2,974 EUR
Benchmark	NIKKEI 225

## Market data

Bid (Bid size)	5.80 EUR (260)
Ask (Ask size)	6.00 EUR (260)
Open	5.75 EUR
High	5.80 EUR
Low	5.75 EUR
Close (prev. day)	5.70 EUR
VWAP	-
Volume (pcs)	0
Trading volume	0.00
Number of trades	4
Last size	0

## Performance and Risk

	6m	1y	3y
Perf (%)	-	-	-
Perf (abs.)	-	-	-
Beta	0.73	0.65	0.96
Volatility	-	-	-

5y



Information about previous performance does not guarantee future performance.  
Source: FactSet

## Price data

Ø price 5 days   Ø volume 5 days (pcs.)	5.64 EUR (0)
Ø price 30 days   Ø volume 30 days (pcs.)	- EUR (-)
Ø price 100 days   Ø volume 100 days (pcs.)	- EUR (-)
Ø price 250 days   Ø volume 250 days (pcs.)	- EUR (-)
YTD High   date	- EUR (-)
YTD Low   date	- EUR (-)
52 Weeks High   date	- EUR (-)
52 Weeks Low   date	- EUR (-)

## All listings for CYBERAGENT INC.

Exchange <span>📍</span>	Date	Time	Price	Trading volume (mio.)	Number of trades
Tradegate	2024/05/08	22:26	5.80 EUR	0.00	2
Tokyo Stock Exchange	2024/05/09	08:00	981.60 JPY	51.35	13,221
Stuttgart	2024/05/09	08:11	5.80 EUR	0.00	1
Munich	2024/05/09	08:04	5.85 EUR	0.00	1
Hanover	2024/05/09	08:00	5.85 EUR	0.00	1

	09					
Frankfurt	2024/05/09	08:13	5.85 EUR	0.00		1
FINRA other OTC Issues	2024/05/09	15:31	6.15 USD	0.00		1
Duesseldorf	2024/05/09	16:30	5.80 EUR	0.00		4
Berlin	2024/05/09	16:30	5.85 EUR	0.00		5

## Company profile

### Company Logo

#### Contact Details

CYBER AGENT

--

----

Telefon: -

Fax: -

E-mail: -

### Company Profile

-