

CYBERAGENT INC.

ISIN: JP3311400000 WKN: 4751

Overview

2024/04/26 19:31:13

Price
6.05 EURDifference  5.22% (0.30)

General attributes

ISIN	JP3311400000
Symbol	4751
Exchange	Duesseldorf
Currency	EUR
Sector	-
Security type	Stock
Market cap (m)	3,077 EUR
Benchmark	NIKKEI 225

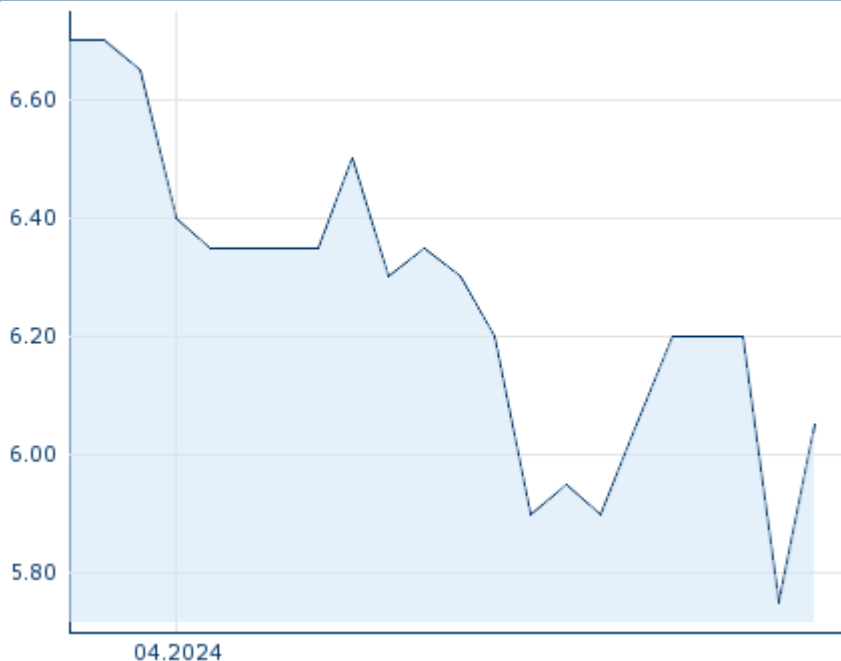
Market data

Bid (Bid size)	-
Ask (Ask size)	-
Open	6.05 EUR
High	6.05 EUR
Low	6.00 EUR
Close (prev. day)	5.75 EUR
VWAP	-
Volume (pcs)	0
Trading volume	0.00
Number of trades	7
Last size	0

Futures and Options











Related Futures	-
Related Options	-

5y



Information about previous performance does not guarantee future performance.
Source: FactSet

Recent research

on market		
Date	Headline	Download
2024/02/22	 Aktienempfehlungen Global	
2024/02/22	 Global Equity Ratings	
2023/10/27	 Global Equity Ratings	
2023/10/27	 Aktienempfehlungen Global	
2023/09/29	 Global Equity Ratings	

Details

2024/04/26 19:31:13

Price

6.05 EUR

Difference ▲ 5.22% (0.30)

General attributes

ISIN	JP3311400000
Symbol	4751
Exchange	Duesseldorf
Currency	EUR
Sector	-
Security type	Stock
Market cap (m)	3,077 EUR
Benchmark	NIKKEI 225

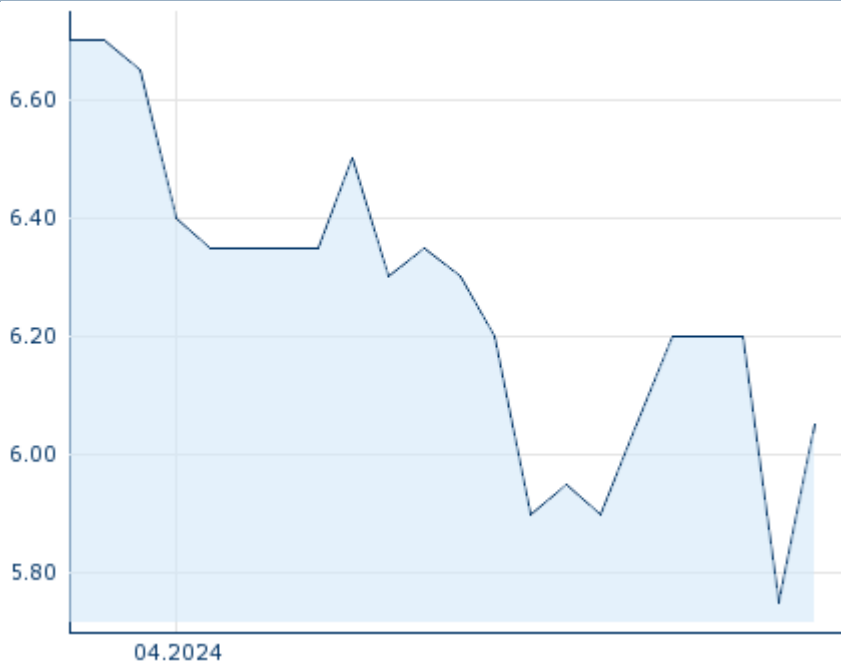
Market data

Bid (Bid size)	-
Ask (Ask size)	-
Open	6.05 EUR
High	6.05 EUR
Low	6.00 EUR
Close (prev. day)	5.75 EUR
VWAP	-
Volume (pcs)	0
Trading volume	0.00
Number of trades	7
Last size	0

Performance and Risk

	6m	1y	3y
Perf (%)	-	-	-
Perf (abs.)	-	-	-
Beta	0.70	0.66	0.94
Volatility	-	-	-

5y



Information about previous performance does not guarantee future performance.
Source: FactSet

Price data

Ø price 5 days Ø volume 5 days (pcs.)	6.08 EUR (0)
Ø price 30 days Ø volume 30 days (pcs.)	- EUR (-)
Ø price 100 days Ø volume 100 days (pcs.)	- EUR (-)
Ø price 250 days Ø volume 250 days (pcs.)	- EUR (-)
YTD High date	- EUR (-)
YTD Low date	- EUR (-)
52 Weeks High date	- EUR (-)
52 Weeks Low date	- EUR (-)

All listings for CYBERAGENT INC.

Exchange ⊕	Date	Time	Price	Trading volume (mio.)	Number of trades
Tradegate	2024/04/26	22:02	6.15 EUR	0.00	1
Tokyo Stock Exchange	2024/04/26	08:00	1,029.00 JPY	104.80	12,203
Stuttgart	2024/04/26	08:07	6.05 EUR	0.00	3
Munich	2024/04/26	08:11	6.05 EUR	0.00	2
Hanover	2024/04/26	08:00	6.10 EUR	0.00	3

	26					
Frankfurt	2024/04/ 26	08:19	6.10 EUR	0.00		2
FINRA other OTC Issues	2024/04/ 25	18:43	6.45 USD	0.00		1
Duesseldorf	2024/04/ 26	19:31	6.05 EUR	0.00		7
Berlin	2024/04/ 26	21:05	6.10 EUR	0.00		8

Company profile

Company Logo

Contact Details

CYBER AGENT

--

Telefon: -

Fax: -

E-mail: -

Company Profile

-