

# WOOLWORTHS GROUP LTD (WOW) - AUX/CALL/0.01/20260319

2024/07/10 09:29:16

**Price**  
34.05 AUD  
**Difference**  0.13% (0.05)

**General attributes**

**Symbol** WOW\26C19\0.01  
**Exchange** AUX  
**Currency** AUD  
**Security type** Option  
**Underlying** WOOLWORTHS GROUP LTD.  
**Type** CALL  
**Style** European  
**Strike price** 0.01 AUD  
**Maturity** 2026/03/19  
**Contract size** 100  
**Settlement date** 2024/07/10  
**Delivery date** -

**Market data**

**Bid (Bid size)** -  
**Ask (Ask size)** -  
**Open** 34.05 AUD  
**High** 34.05 AUD  
**Low** 34.05 AUD  
**Close (prev. day)** 34.005 AUD  
**Underlying** Woolworths Group  
**Underlying price (date)** 34.05 (24/07/10)  
**Settlement price (date)** 34.05 (24/07/10)  
**Open Interest** -

**Performance and Risk**

	6m	1y	3y
Perf (%)	-	-	-
Perf (abs.)	-	-	-
Beta	-	-	-
Volatility	-	-	-

**Futures and Options**

**Related Futures** -  
**Related Options** -

5y











Information about previous performance does not guarantee future performance.  
Source: FactSet

**Price data**

Ø price 5 days   Ø volume 5 days (pcs.)	34.02 AUD (0)
Ø price 30 days   Ø volume 30 days (pcs.)	33.02 AUD (0)
Ø price 100 days   Ø volume 100 days (pcs.)	- AUD (-)
Ø price 250 days   Ø volume 250 days (pcs.)	- AUD (-)
YTD High   date	- AUD (-)
YTD Low   date	- AUD (-)
52 Weeks High   date	- AUD (-)
52 Weeks Low   date	- AUD (-)

**Recent research**

on sector		
Date	Headline	Download
2024/06/21	 Equity Weekly	
2024/06/21	 Global Equity Ratings	
2024/06/21	 Aktienempfehlungen Global	
2024/06/14	 Global Equity Ratings	
2024/06/14	 Aktienempfehlungen Global	