

DEXUS (DXS) - AUX/CALL/0.01/20250320

2024/06/20 09:54:35

Price
6.115 AUD
Difference  -1.85% (-0.12)

General attributes

| | |
|-----------------|----------------|
| Symbol | DXS\25C20\0.01 |
| Exchange | AUX |
| Currency | AUD |
| Security type | Option |
| Underlying | DEXUS |
| Type | CALL |
| Style | American |
| Strike price | 0.01 AUD |
| Maturity | 2025/03/20 |
| Contract size | 100 |
| Settlement date | 2024/06/20 |
| Delivery date | - |

Market data

| | |
|-------------------------|------------------|
| Bid (Bid size) | - |
| Ask (Ask size) | - |
| Open | 6.115 AUD |
| High | 6.115 AUD |
| Low | 6.115 AUD |
| Close (prev. day) | 6.23 AUD |
| Underlying | Dexus |
| Underlying price (date) | 6.115 (24/06/20) |
| Settlement price (date) | 6.12 (24/06/20) |
| Open Interest | - |

Performance and Risk

| | 6m | 1y | 3y |
|-------------|----|----|----|
| Perf (%) | - | - | - |
| Perf (abs.) | - | - | - |
| Beta | - | - | - |
| Volatility | - | - | - |

Futures and Options

| | |
|-----------------|---|
| Related Futures | - |
| Related Options | - |

5y













Information about previous performance does not guarantee future performance.
Source: FactSet

Price data

| | |
|---|---------------|
| Ø price 5 days Ø volume 5 days (pcs.) | 6.163 AUD (0) |
| Ø price 30 days Ø volume 30 days (pcs.) | 6.561 AUD (0) |
| Ø price 100 days Ø volume 100 days (pcs.) | - AUD (-) |
| Ø price 250 days Ø volume 250 days (pcs.) | - AUD (-) |
| YTD High date | - AUD (-) |
| YTD Low date | - AUD (-) |
| 52 Weeks High date | - AUD (-) |
| 52 Weeks Low date | - AUD (-) |

Recent research

| Date | Headline | Download |
|------------|---|---|
| 2024/06/21 |  Equity Weekly |  |
| 2024/06/21 |  Global Equity Ratings |  |
| 2024/06/21 |  Aktienempfehlungen Global |  |
| 2024/06/14 |  Equity Weekly |  |
| 2024/06/14 |  Global Equity Ratings |  |