

## DINO POLSKA SA

ISIN: **PLDINPL00011** WKN: -

## Overview

2024/07/26 21:50:03

Price

80.56 EUR

Difference  -2.28% (-1.88)

## General attributes

|                |               |
|----------------|---------------|
| ISIN           | PLDINPL00011  |
| Symbol         | DNP           |
| Exchange       | Berlin        |
| Currency       | EUR           |
| Sector         | Commerce      |
| Security type  | Stock         |
| Market cap (m) | 8,020 EUR     |
| Benchmark      | POLAND WIG 20 |

## Market data

|                   |           |
|-------------------|-----------|
| Bid (Bid size)    | -         |
| Ask (Ask size)    | -         |
| Open              | 82.54 EUR |
| High              | 83.36 EUR |
| Low               | 79.70 EUR |
| Close (prev. day) | 82.44 EUR |
| VWAP              | -         |
| Volume (pcs)      | 0         |
| Trading volume    | 0.00      |
| Number of trades  | 17        |
| Last size         | 0         |











## Futures and Options

|                 |   |
|-----------------|---|
| Related Futures | - |
| Related Options | - |



Information about previous performance does not guarantee future performance.  
Source: FactSet

## Recent research

|            | on sector   | on market                 |   |
|------------|---|---------------------------|---|
| Date       |   | Headline                  | Download  |
| 2024/07/24 |  | Global Equity Ratings     |  |
| 2024/07/24 |  | Aktienempfehlungen Global |  |
| 2024/07/15 |  | Aktienempfehlungen Global |  |
| 2024/07/12 |  | Global Equity Ratings     |  |
| 2024/06/21 |  | Equity Weekly             |  |

## Details

2024/07/26 21:50:03

## Price

80.56 EUR

Difference  -2.28% (-1.88)

## General attributes

|                |               |
|----------------|---------------|
| ISIN           | PLDINPL00011  |
| Symbol         | DNP           |
| Exchange       | Berlin        |
| Currency       | EUR           |
| Sector         | Commerce      |
| Security type  | Stock         |
| Market cap (m) | 8,020 EUR     |
| Benchmark      | POLAND WIG 20 |

## Market data

|                   |           |
|-------------------|-----------|
| Bid (Bid size)    | -         |
| Ask (Ask size)    | -         |
| Open              | 82.54 EUR |
| High              | 83.36 EUR |
| Low               | 79.70 EUR |
| Close (prev. day) | 82.44 EUR |
| VWAP              | -         |
| Volume (pcs)      | 0         |
| Trading volume    | 0.00      |
| Number of trades  | 17        |
| Last size         | 0         |

## Performance and Risk

|             | 6m   | 1y   | 3y   |
|-------------|------|------|------|
| Perf (%)    | -    | -    | -    |
| Perf (abs.) | -    | -    | -    |
| Beta        | 0.99 | 0.76 | 0.66 |
| Volatility  | -    | -    | -    |

5y



Information about previous performance does not guarantee future performance.  
Source: FactSet

## Price data

|   |               |
|---|---------------|
| Ø price 5 days   Ø volume 5 days (pcs.)     | 87.44 EUR (0) |
| Ø price 30 days   Ø volume 30 days (pcs.)   | 92.38 EUR (8) |
| Ø price 100 days   Ø volume 100 days (pcs.) | - EUR (-)     |
| Ø price 250 days   Ø volume 250 days (pcs.) | - EUR (-)     |
| YTD High   date                             | - EUR (-)     |
| YTD Low   date                              | - EUR (-)     |
| 52 Weeks High   date                        | - EUR (-)     |
| 52 Weeks Low   date                         | - EUR (-)     |

## Arbitrage views

| Exchange  | Date       | Time  | Price      | Trading volume (mio.) | Number of trades |
|--|------------|-------|------------|-----------------------|------------------|
| Stuttgart  | 2024/07/26 | 08:17 | 79.54 EUR  | 0.00                  | 3                |
| Munich   | 2024/07/26 | 15:47 | 82.28 EUR  | 0.01                  | 3                |
| London Stock Exchange<br>European Trade Reporting  | 2024/07/26 | 16:50 | 77.50 PLN  | 0.00                  | 1                |
| Frankfurt  | 2024/07/26 | 14:46 | 80.00 EUR  | 0.01                  | 1                |
| FINRA other OTC Issues   | 2024/      | 15:53 | 102.00 USD | 0.30                  | 12               |

|             |                |       |           |      |  |    |
|-------------|----------------|-------|-----------|------|--|----|
|             | 06/21          |       |           |      |  |    |
| Duesseldorf | 2024/<br>07/26 | 19:31 | 78.76 EUR | 0.00 |  | 5  |
| Berlin      | 2024/<br>07/26 | 21:50 | 80.56 EUR | 0.00 |  | 17 |

## Company profile

### Company Logo



### Contact Details

DINO POLSKA SA

--

ul. Ostrowska 122 - 63-700 Krotoszyn

Telefon: +48-62-725-5400

Fax: +

E-mail: -

### Company Profile

-

### Members of Management Board

Izabela Biadala Member of Executive Committee

Michał Krauze Member of Executive Committee

Piotr Scigala Member of Executive Committee

### Board of directors

Tomasz Biernacki Chairman of Supervisory Board

Eryk Bajer Member of Supervisory Board

Maciej Polanowski Member of Supervisory Board

Piotr Borowski Member of Supervisory Board

Sławomir Jakszuk Member of Supervisory Board