

AMAROQ MINERALS LTD.

ISIN: CA02312A1066 WKN: BPLH6M8

Overview

2024/04/16 21:58:36

Price
0.93 USDDifference  -2.11% (-0.02)

General attributes

ISIN	CA02312A1066
Symbol	AMRQ
Exchange	FINRA other OTC Issues
Currency	USD
Sector	Energy / Commodities
Security type	Stock
Market cap (m)	235 EUR
Benchmark	S&P/TSX 60 INDEX

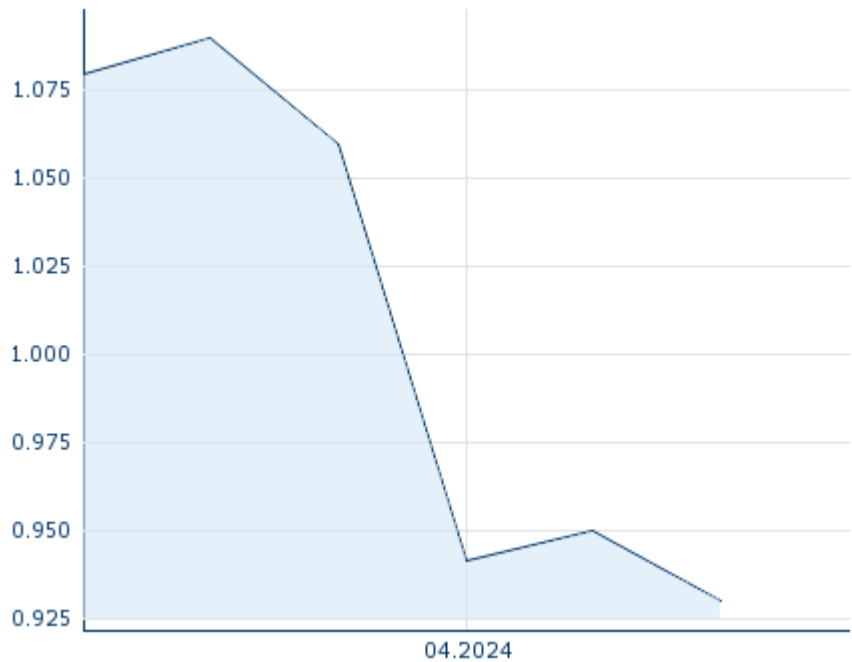
Market data

Bid (Bid size)	-
Ask (Ask size)	-
Open	0.93 USD
High	0.93 USD
Low	0.93 USD
Close (prev. day)	0.95 USD
VWAP	0.93 USD
Volume (pcs)	10,000
Trading volume	9,300.00
Number of trades	1
Last size	10,000

Futures and Options









Related Futures	-
Related Options	-

5y



Information about previous performance does not guarantee future performance.
Source: FactSet

Recent research

on sector			
Date		Headline	Download
2024/07/26		Equity Weekly	
2024/07/24		Global Equity Ratings	
2024/07/24		Aktienempfehlungen Global	
2024/07/15		Aktienempfehlungen Global	
2024/07/12		Equity Weekly	

Details

2024/04/16 21:58:36

Price

0.93 USD

Difference  -2.11% (-0.02)

General attributes

ISIN	CA02312A1066
Symbol	AMRQ
Exchange	FINRA other OTC Issues
Currency	USD
Sector	Energy / Commodities
Security type	Stock
Market cap (m)	235 EUR
Benchmark	S&P/TSX 60 INDEX

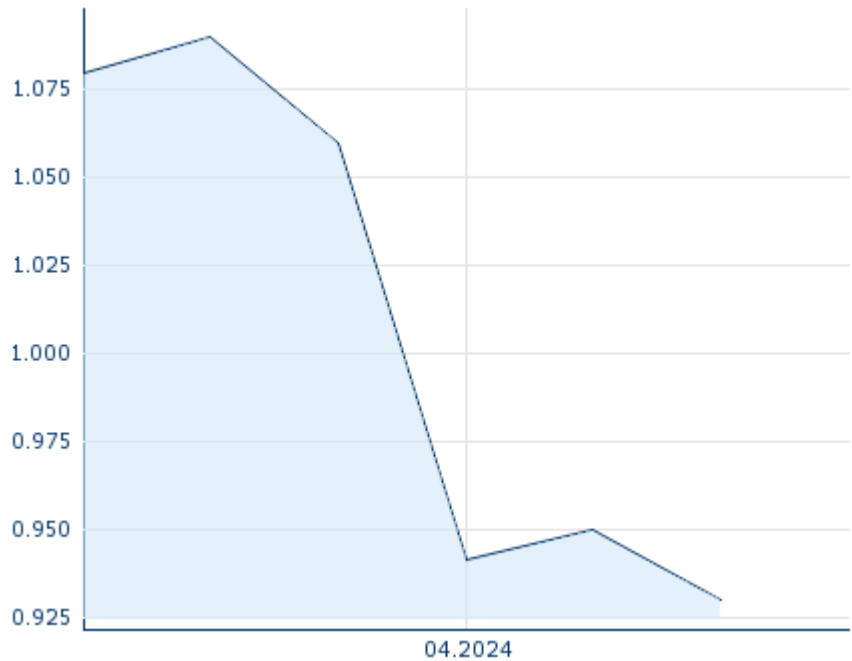
Market data

Bid (Bid size)	-
Ask (Ask size)	-
Open	0.93 USD
High	0.93 USD
Low	0.93 USD
Close (prev. day)	0.95 USD
VWAP	0.93 USD
Volume (pcs)	10,000
Trading volume	9,300.00
Number of trades	1
Last size	10,000

Performance and Risk

	6m	1y	3y
Perf (%)	-	-	-
Perf (abs.)	-	-	-
Beta	0.06	-0.06	0.11
Volatility	-	-	-

5y



Information about previous performance does not guarantee future performance.
Source: FactSet

Price data

Ø price 5 days Ø volume 5 days (pcs.)	0.94 USD (2,250)
Ø price 30 days Ø volume 30 days (pcs.)	- USD (-)
Ø price 100 days Ø volume 100 days (pcs.)	- USD (-)
Ø price 250 days Ø volume 250 days (pcs.)	- USD (-)
YTD High date	- USD (-)
YTD Low date	- USD (-)
52 Weeks High date	- USD (-)
52 Weeks Low date	- USD (-)

All listings for AMAROQ MINERALS LTD.

Exchange 	Date	Time	Price	Trading volume (mio.)	Number of trades
TSX Venture Exchange	2024/07/26	17:45	1.07 CAD	0.00	2
Munich	2024/07/26	08:02	0.715 EUR	0.00	1
London Stock Exchange	2024/07/26	17:35	60.50 GBp	2.32	17
Frankfurt	2024/07/26	08:10	0.675 EUR	0.00	2
FINRA other OTC	2024/04/16	21:58	0.93 USD	0.01	1

Company profile

Company Logo



Amaroq Minerals

Company Profile

-

Contact Details

AMAROQ MINERALS

--

One First Canadian Place, PO Box 130 3400
M5X 1A4 Toronto

Telefon: -

Fax: -

E-mail: info@amaroqminerals.com