

AUSTRIA ATX PRIME

ISIN: **AT0000999925** WKN: -

Overview

2024/04/30 17:50:01

Price

1,785.39 EURDifference  -0.13% (-2.25)





General attributes

ISIN	AT0000999925
Symbol	ATPX
Country	Austria
Instruments in index	42
Type of index	Price Index
Security type	Index

Market data

Open	1,788.24 EUR
High	1,800.65 EUR
Low	1,784.31 EUR
Close (prev. day)	1,787.64 EUR
Trading volume (m)	5,364,910
Volume (pcs)	180,276,469

Top 5

Name 	Price	+ - (%)	Trend 
OMV AG	44.68	+2.52	
RHI MAGNES...	3,606.88	+1.90	
KAPSCH TRA...	8.14	+1.75	
IMMOFINANZ...	23.25	+1.31	
S IMMO AG	17.30	+1.17	

Intraday **1w** 1m 6m 1y 3y

Flop 5

Name 	Price	+ - (%)	Trend 
MARINOMED ...	17.00	-4.49	
RAIFFEISEN...	17.38	-3.92	
PIERER MOB...	36.30	-3.16	
MAYR-MELNH...	112.20	-2.94	
EUROTELESI...	3.52	-2.22	



Information about previous performance does not guarantee future performance.

Source: FactSet

Recent research

on market			Download
Date	Headline		
2024/04/30	 Credit Markets Weekly		
2024/04/30	 Credit Markets Weekly (DE)		
2024/04/30	 AT: Economy recovers, inflation eases		
2024/04/30	 -		
2024/04/29	 Aktienempfehlungen Österreich		

Intraday 1w 1m 6m 1y 3y

Futures and Options

Related Futures -

Related Options -

Details

2024/04/30 17:50:01

Price

1,785.39 EUR

Difference

**-0.13%** (-2.25)

General attributes

ISIN AT0000999925

Symbol ATPX

Country Austria

Security type Index

Instruments in index 42

Market data

Open 1,788.24 EUR

High 1,800.65 EUR

Low 1,784.31 EUR

Close (prev. day) 1,787.64 EUR

Trading volume (m) 5,364,910

Volume (pcs) 180,276,469

Performance and Risk

	6m	1y	3y
Perf (%)	+16.07%	+8.65%	+8.44%
Perf (abs.)	+247.16	+142.15	+138.94
Beta	-	-	-
Volatility	9.73	11.14	19.07

Information about previous performance does not guarantee future performance.

Source: FactSet



Price data

Ø price 5 days Ø volume 5 days (pcs.)	1,786.53 EUR (4,097,828)
Ø price 30 days Ø volume 30 days (pcs.)	1,772.23 EUR (3,704,316)
Ø price 100 days Ø volume 100 days (pcs.)	1,724.67 EUR (3,637,187)
Ø price 250 days Ø volume 250 days (pcs.)	1,647.62 EUR (3,345,015)
YTD High date	1,802.56 EUR (2024/04/08)
YTD Low date	1,664.49 EUR (2024/01/17)
52 Weeks High date	1,802.56 EUR (2024/04/08)
52 Weeks Low date	1,513.39 EUR (2023/10/27)

Composition

Name  ISIN	Price	Diff %  Diff +/-	Performance 	Date Time	Turnover Pc.  Turnover Money 
ADDIKO BANK AG AT000ADDIK00	18.50	0.00% 0.00		24/04/30 17:35:01	6,690 123,640.50
AGRANA BETEILIGUNGS-AG AT000AGRANA3	13.45	0.37% 0.05		24/04/30 17:35:28	5,685 76,353.85
AMAG AUSTRIA METALL AG AT00000AMAG3	26.40	0.00% 0.00		24/04/30 17:35:05	1,511 39,904.50
ANDRITZ AG AT0000730007	51.40	-1.63% -0.85		24/04/30 17:36:07	173,694 8,946,116.70
AT&S AUSTRIA TECHN.&SYSTE... AT0000969985	20.86	-0.67% -0.14		24/04/30 17:35:22	58,394 1,222,397.02
AUSTRIACARD HOLDINGS AG AT0000A325L0	6.40	-1.69% -0.11		24/04/30 17:35:14	998 6,484.10
BAWAG GROUP AG AT0000BAWAG2	56.20	0.36% 0.20		24/04/30 17:35:14	181,486 10,188,680.55
CA IMMOBILIEN ANLAGEN AG AT0000641352	30.50	0.13% 0.04		24/04/30 17:35:15	414,011 12,614,811.70
DO & CO AG AT0000818802	143.80	-0.69% -1.00		24/04/30 17:35:20	5,177 745,905.00
ERSTE GROUP BANK AG AT0000652011	43.87	-0.16% -0.07		24/04/30 17:35:11	681,825 29,895,997.97
EUROTELESITES AG AT000000ETS9	3.52	-2.22% -0.08		24/04/30 17:35:27	23,225 82,324.62
EVN AG AT0000741053	28.85	0.52% 0.15		24/04/30 17:35:00	173,271 4,999,228.70
FACC AG AT00000FACC2	6.29	0.48% 0.03		24/04/30 17:35:19	4,475 27,999.59
FLUGHAFEN WIEN AG AT00000VIE62	50.40	0.80% 0.40		24/04/30 17:35:16	280 14,110.20
FREQUENTIS AG ATFREQUENT09	27.00	-0.37% -0.10		24/04/30 17:37:40	3,255 88,139.60
IMMOFINANZ AG AT0000A21KS2	23.25	1.31% 0.30		24/04/30 17:38:25	379,438 8,777,458.40
KAPSCH TRAFFICOM AG AT000KAPSCH9	8.14	1.75% 0.14		24/04/30 17:35:26	17,549 140,787.50
LENZING AG AT0000644505	30.35	-1.14% -0.35		24/04/30 17:35:23	14,238 434,937.40
MARINOMED BIOTECH AG ATMARINOMED6	17.00	-4.49% -0.80		24/04/30 17:35:20	3,180 53,473.70
MAYR-MELNHOF KARTON AG AT0000938204	112.20	-2.94% -3.40		24/04/30 17:35:03	7,354 836,277.00
OMV AG AT0000743059	44.68	2.52% 1.10		24/04/30 17:35:27	946,317 42,505,017.42
PALFINGER AG AT0000758305	21.10	-1.86% -0.40		24/04/30 17:35:00	23,551 499,919.70
PIERER MOBILITY AG AT0000KTM102	36.80	-3.16% -1.20		24/04/30 17:02:54	1,789 66,787.90
POLYTEC HOLDING AG AT0000A00XX9	3.52	0.86% 0.03		24/04/30 17:35:06	22,216 77,943.36
PORR AG AT0000609607	14.22	-0.84% -0.12		24/04/30 17:35:29	10,046 143,796.66

RAIFFEISEN BANK INTERNATI... AT0000606306	17.38	-3.92% -0.71		24/04/30 17:41:35	849,949 14,955,343.00
RHI MAGNESITA NV NL0012650360	42.80	1.90% 0.80	█	24/04/30 17:35:10	640 26,969.90
ROSENBAUER INTERNATIONAL ... AT0000922554	29.80	-0.67% -0.20		24/04/30 17:35:15	2,233 66,179.60
S IMMO AG AT0000652250	17.30	1.17% 0.20	█	24/04/30 17:35:04	648 11,180.40
SCHOELLER-BLECKMANN OILFI... AT0000946652	45.70	-0.44% -0.20		24/04/30 17:35:24	16,629 762,917.05
SEMPERIT AG HOLDING AT0000785555	11.62	0.17% 0.02		24/04/30 17:35:27	11,921 138,924.78
STRABAG SE AT000000STR1	39.90	-1.85% -0.75		24/04/30 17:35:10	10,224 410,862.35
TELEKOM AUSTRIA AG AT0000720008	8.05	0.37% 0.03		24/04/30 17:35:14	71,118 570,413.73
UBM DEVELOPMENT AG AT0000815402	19.10	0.53% 0.10	█	24/04/30 17:35:02	2,008 38,720.30
UNIQA INSURANCE GROUP AG AT0000821103	8.25	-0.72% -0.06		24/04/30 17:35:19	133,252 1,102,589.79
VERBUND AG AT0000746409	71.60	0.99% 0.70	█	24/04/30 17:35:05	130,229 9,301,823.75
VIENNA INSURANCE GROUP AT0000908504	29.25	0.00% 0.00		24/04/30 17:35:22	43,844 1,282,911.85
VOESTALPINE AG AT0000937503	25.12	-1.26% -0.32		24/04/30 17:35:07	217,590 5,475,981.82
WARIMPEX FINANZ UND BETEI... AT0000827209	0.778	0.00% 0.00		24/04/26 14:48:26	500 380.90
WIENERBERGER AG AT0000831706	33.56	-1.18% -0.40		24/04/30 17:35:15	666,965 22,502,929.30
ZUMTOBEL GROUP AG AT0000837307	5.98	-0.99% -0.06		24/04/30 17:36:33	16,886 101,256.92
ÖSTERREICHISCHE POST AG AT0000APOST4	29.90	-0.83% -0.25		24/04/30 17:35:06	30,619 918,590.35