

AUSTRIA ATX PRIME

ISIN: **AT0000999925** WKN: -

Overview

2024/04/16 17:50:02

Price

1,752.98 EURDifference  -1.22% (-21.59)

General attributes

ISIN	AT0000999925
Symbol	ATPX
Country	Austria
Instruments in index	42
Type of index	Price Index
Security type	Index

Market data

Open	1,773.77 EUR
High	1,774.07 EUR
Low	1,748.34 EUR
Close (prev. day)	1,774.57 EUR
Trading volume (m)	4,732,697
Volume (pcs)	147,730,353

Top 5

Name 	Price	+ - (%) 	Trend 
AMAG AUSTR...	26.50	+3.52	
UBM DEVELO...	19.40	+2.11	
POLYTEC HO...	3.32	+1.84	
VERBUND AG	71.25	+1.79	
EUROTELESI...	3.47	+1.46	

Intraday 1w 1m 6m 1y 3y

Flop 5

Name 	Price	+ - (%) 	Trend 
LENZING AG	29.85	-8.01	
VOESTALPIN...	25.40	-6.07	
WARIMPEX F...	0.726	-5.47	
SCHOELLER...	46.55	-3.62	
PORR AG	14.00	-3.58	

Intraday 1w 1m 6m 1y 3y

5y






Information about previous performance does not guarantee future performance.

Source: FactSet

Recent research

on market

Date	Headline	Download
2024/04/15	 Industrie nimmt Fahrt auf!	
2024/04/15	 Aktienempfehlungen Österreich	
2024/04/12	 Equity Weekly	
2024/04/12	 Wochenausblick	
2024/04/12	 Week Ahead	

Futures and Options

Related Futures -

Related Options -

Details

2024/04/16 17:50:02

Price

1,752.98 EURDifference  -1.22% (-21.59)

General attributes

ISIN AT0000999925

Symbol ATPX

Country Austria

Security type Index

Instruments in index 42

Market data

Open 1,773.77 EUR

High 1,774.07 EUR

Low 1,748.34 EUR

Close (prev. day) 1,774.57 EUR

Trading volume (m) 4,732,697

Volume (pcs) 147,730,353

Performance and Risk

	6m	1y	3y
Perf (%)	+10.30%	+6.56%	+6.35%
Perf (abs.)	+163.72	+107.85	+104.68
Beta	-	-	-
Volatility	10.34	11.29	19.14



Information about previous performance does not guarantee future performance.

Source: FactSet

Price data

Ø price 5 days Ø volume 5 days (pcs.)	1,774.69 EUR (3,385,238)
Ø price 30 days Ø volume 30 days (pcs.)	1,746.01 EUR (3,903,814)
Ø price 100 days Ø volume 100 days (pcs.)	1,711.04 EUR (3,599,771)
Ø price 250 days Ø volume 250 days (pcs.)	1,641.52 EUR (3,333,023)
YTD High date	1,802.56 EUR (2024/04/08)
YTD Low date	1,664.49 EUR (2024/01/17)
52 Weeks High date	1,802.56 EUR (2024/04/08)
52 Weeks Low date	1,513.39 EUR (2023/10/27)

Composition

Name  ISIN	Price	Diff %  Diff +/-	Performance 	Date Time	Turnover Pc.  Turnover Money 
ADDIKO BANK AG AT000ADDIK00	17.00	-1.16% -0.20		24/04/16 17:35:28	2,099 35,657.15
AGRANA BETEILIGUNGS-AG AT000AGRANA3	13.50	0.00% 0.00		24/04/16 17:35:15	18,648 250,942.95
AMAG AUSTRIA METALL AG AT00000AMAG3	26.50	3.52% 0.90	█	24/04/16 17:35:22	4,432 116,237.30
ANDRITZ AG AT0000730007	57.00	-1.55% -0.90		24/04/16 17:35:17	134,987 7,693,733.05
AT&S AUSTRIA TECHN.&SYSTE... AT0000969985	18.09	-1.74% -0.32		24/04/16 17:35:11	81,556 1,472,846.05
AUSTRIACARD HOLDINGS AG AT0000A325L0	6.35	-0.78% -0.05		24/04/12 09:05:45	7 44.45
BAWAG GROUP AG AT0000BAWAG2	53.25	-1.30% -0.70		24/04/16 17:35:04	202,633 10,799,021.20
CA IMMOBILIEN ANLAGEN AG AT0000641352	30.68	-0.71% -0.22		24/04/16 17:35:20	401,276 12,351,080.42
DO & CO AG AT0000818802	140.20	-1.27% -1.80		24/04/16 17:35:18	10,409 1,458,059.60
ERSTE GROUP BANK AG AT0000652011	41.50	-0.69% -0.29		24/04/16 17:35:20	616,864 25,575,483.45
EUROTELESITES AG AT000000ETS9	3.47	1.46% 0.05	█	24/04/16 17:35:01	37,980 133,749.91
EVN AG AT0000741053	25.75	1.38% 0.35	█	24/04/16 17:35:12	278,557 7,153,260.80
FACC AG AT00000FACC2	6.10	-2.24% -0.14		24/04/16 17:35:27	13,360 81,415.59
FLUGHAFEN WIEN AG AT00000VIE62	50.00	-0.40% -0.20		24/04/16 17:35:13	358 17,916.30
FREQUENTIS AG ATFREQUENT09	26.00	-1.89% -0.50		24/04/16 17:29:46	1,135 29,607.20
IMMOFINANZ AG AT0000A21KS2	23.50	0.21% 0.05		24/04/16 17:35:08	78,075 1,829,325.30
KAPSCH TRAFFICOM AG AT000KAPSCH9	8.30	0.00% 0.00		24/04/16 17:35:19	3,136 25,794.20
LENZING AG AT0000644505	29.85	-8.01% -2.60		24/04/16 17:35:07	90,743 2,767,050.55
MARINOMED BIOTECH AG ATMARINOMED6	19.35	-0.77% -0.15		24/04/16 17:35:06	3,235 61,639.90
MAYR-MELNHOF KARTON AG AT0000938204	115.20	-0.86% -1.00		24/04/16 17:35:28	9,574 1,098,288.20
OMV AG AT0000743059	44.04	-0.90% -0.40		24/04/16 17:35:15	353,319 15,546,762.58
PALFINGER AG AT0000758305	21.15	-2.98% -0.65		24/04/16 17:35:24	13,312 285,454.45
PIERER MOBILITY AG AT0000KTM102	42.20	-0.94% -0.40		24/04/16 17:29:46	1,491 62,519.50
POLYTEC HOLDING AG AT0000A00XX9	3.32	1.84% 0.06	█	24/04/16 17:35:12	49,280 161,548.24
PORR AG AT0000609607	14.00	-3.58% -0.52		24/04/16 17:35:07	23,856 336,795.12

RAIFFEISEN BANK INTERNATI... AT0000606306	17.12	-2.73% -0.48		24/04/16 17:35:06	470,048 8,050,807.62
RHI MAGNESITA NV NL0012650360	39.00	-2.26% -0.90		24/04/16 17:35:01	2,953 115,348.00
ROSENBAUER INTERNATIONAL ... AT0000922554	31.20	0.65% 0.20		24/04/16 17:35:11	3,553 110,170.00
S IMMO AG AT0000652250	17.05	-2.29% -0.40		24/04/16 17:35:22	3,225 55,166.55
SCHOELLER-BLECKMANN OILFI... AT0000946652	46.55	-3.62% -1.75		24/04/16 17:35:13	25,824 1,216,692.70
SEMPERIT AG HOLDING AT0000785555	12.02	-1.15% -0.14		24/04/16 17:35:20	34,437 410,238.12
STRABAG SE AT000000STR1	37.85	-2.20% -0.85		24/04/16 17:35:05	16,108 612,778.55
TELEKOM AUSTRIA AG AT0000720008	7.90	0.64% 0.05		24/04/16 17:35:24	152,022 1,206,538.15
UBM DEVELOPMENT AG AT0000815402	19.40	2.11% 0.40		24/04/16 17:35:12	2,493 47,680.40
UNIQA INSURANCE GROUP AG AT0000821103	8.04	-0.62% -0.05		24/04/16 17:35:13	267,914 2,152,455.05
VERBUND AG AT0000746409	71.25	1.79% 1.25		24/04/16 17:35:20	162,244 11,574,355.90
VIENNA INSURANCE GROUP AT0000908504	28.70	-0.52% -0.15		24/04/16 17:35:17	34,919 1,000,253.00
VOESTALPINE AG AT0000937503	25.40	-6.07% -1.64		24/04/16 17:35:11	563,909 14,369,669.10
WARIMPEX FINANZ UND BETEI... AT0000827209	0.726	-5.47% -0.04		24/04/16 15:42:55	19,620 14,476.24
WIENERBERGER AG AT0000831706	32.40	-2.17% -0.72		24/04/16 17:35:16	503,405 16,442,276.72
ZUMTOBEL GROUP AG AT0000837307	5.86	-0.34% -0.02		24/04/16 17:35:26	9,751 57,223.84
ÖSTERREICHISCHE POST AG AT0000APOST4	31.70	-0.16% -0.05		24/04/16 17:35:12	29,950 949,989.85