

MAYNE PHARMA GROUP LTD.

ISIN: AU000000MYX0 WKN: MYX

Overview

2024/09/13 19:30:40

Price
2.72 EURDifference  -4.23% (-0.12)

General attributes

| | |
|----------------|------------------------------------|
| ISIN | AU000000MYX0 |
| Symbol | MYX |
| Exchange | Duesseldorf |
| Currency | EUR |
| Sector | Chemical / Pharmaceutical / Health |
| Security type | Stock |
| Market cap (m) | 237 EUR |
| Benchmark | ASX ALL ORDINARIES INDEX |

Market data

| | |
|-------------------|----------|
| Bid (Bid size) | - |
| Ask (Ask size) | - |
| Open | 2.70 EUR |
| High | 2.72 EUR |
| Low | 2.70 EUR |
| Close (prev. day) | 2.84 EUR |
| VWAP | - |
| Volume (pcs) | 0 |
| Trading volume | 0.00 |
| Number of trades | 7 |
| Last size | 0 |

Futures and Options





| | |
|-----------------|---|
| Related Futures | - |
| Related Options | - |

5y



Information about previous performance does not guarantee future performance.
Source: FactSet

Recent research

| on sector | | | |
|------------|---|-------------------------------|---|
| Date | | Headline | Download |
| 2024/09/13 |  | Equity Weekly |  |
| 2024/09/11 |  | Global Equity Ratings |  |
| 2024/09/11 |  | Aktienempfehlungen Global |  |
| 2024/09/09 |  | Aktienempfehlungen Österreich |  |
| 2024/09/05 |  | Global Equity Ratings |  |

Details

2024/09/13 19:30:40

Price
2.72 EUR

Difference ▼ -4.23% (-0.12)

General attributes

| | |
|----------------|------------------------------------|
| ISIN | AU000000MYX0 |
| Symbol | MYX |
| Exchange | Duesseldorf |
| Currency | EUR |
| Sector | Chemical / Pharmaceutical / Health |
| Security type | Stock |
| Market cap (m) | 237 EUR |
| Benchmark | ASX ALL ORDINARIES INDEX |

Market data

| | |
|-------------------|----------|
| Bid (Bid size) | - |
| Ask (Ask size) | - |
| Open | 2.70 EUR |
| High | 2.72 EUR |
| Low | 2.70 EUR |
| Close (prev. day) | 2.84 EUR |
| VWAP | - |
| Volume (pcs) | 0 |
| Trading volume | 0.00 |
| Number of trades | 7 |
| Last size | 0 |

Performance and Risk

| | 6m | 1y | 3y |
|-------------|----|----|----|
| Perf (%) | - | - | - |
| Perf (abs.) | - | - | - |
| Beta | - | - | - |
| Volatility | - | - | - |

5y



Information about previous performance does not guarantee future performance.
Source: FactSet

Price data

| | |
|---|--------------|
| Ø price 5 days Ø volume 5 days (pcs.) | 2.80 EUR (0) |
| Ø price 30 days Ø volume 30 days (pcs.) | 2.61 EUR (0) |
| Ø price 100 days Ø volume 100 days (pcs.) | 2.95 EUR (0) |
| Ø price 250 days Ø volume 250 days (pcs.) | - EUR (-) |
| YTD High date | - EUR (-) |
| YTD Low date | - EUR (-) |
| 52 Weeks High date | - EUR (-) |
| 52 Weeks Low date | - EUR (-) |

Arbitrage views

| Exchange | Date | Time | Price | Trading volume (mio.) | Number of trades |
|------------------------|------------|-------|----------|-----------------------|------------------|
| Stuttgart | 2024/09/13 | 10:34 | 2.72 EUR | 0.00 | 4 |
| Hamburg | 2024/09/13 | 17:25 | 2.74 EUR | 0.00 | 4 |
| Frankfurt | 2024/09/13 | 08:03 | 2.74 EUR | 0.00 | 2 |
| FINRA other OTC Issues | 2024/08/06 | 19:01 | 2.76 USD | 0.00 | 2 |
| Duesseldorf | 2024/09/13 | 19:30 | 2.72 EUR | 0.00 | 7 |

| | | | | | | |
|--------------------------------|------------|-------|------|-----|------|-----|
| | 13 | | | | | |
| Berlin | 2024/09/13 | 08:07 | 2.74 | EUR | 0.00 | 3 |
| Australian Securities Exchange | 2024/09/13 | 08:10 | 4.59 | AUD | 0.21 | 719 |

Company profile

Company Logo



Company Profile

-

Contact Details

MAYNE PHARMA GROUP

--

Telefon: -

Fax: -

E-mail: -