

MAYNE PHARMA GROUP LTD.

ISIN: **AU000000MYX0** WKN: **MYX**

Overview

2024/07/18 19:30:41

Price
2.76 EURDifference  -0.72% (-0.02)

General attributes

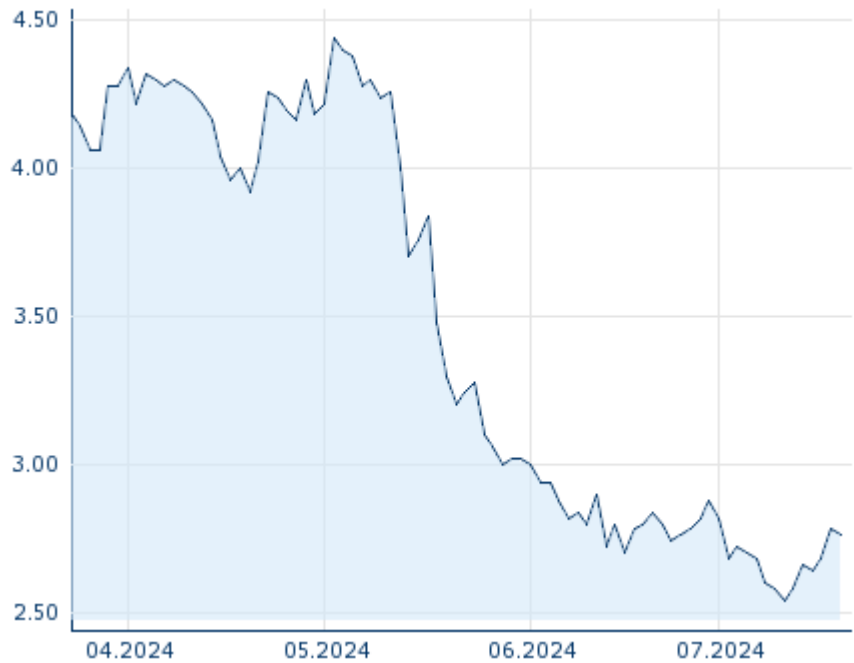
ISIN	AU000000MYX0
Symbol	MYX
Exchange	Duesseldorf
Currency	EUR
Sector	Chemical / Pharmaceutical / Health
Security type	Stock
Market cap (m)	240 EUR
Benchmark	ASX ALL ORDINARIES INDEX

Market data

Bid (Bid size)	-
Ask (Ask size)	-
Open	2.76 EUR
High	2.76 EUR
Low	2.76 EUR
Close (prev. day)	2.78 EUR
VWAP	-
Volume (pcs)	0
Trading volume	0.00
Number of trades	7
Last size	0











Futures and Options

Related Futures	-
Related Options	-



Information about previous performance does not guarantee future performance.
Source: FactSet

Recent research

on sector			
Date		Headline	Download
2024/07/15		Aktienempfehlungen Global	
2024/07/12		Global Equity Ratings	
2024/07/09		Aktienempfehlungen Österreich	
2024/06/24		Aktienempfehlungen Österreich	
2024/06/21		Global Equity Ratings	

Details

2024/07/18 19:30:41

Price
2.76 EURDifference ▼ -0.72% (-0.02)

General attributes

ISIN	AU000000MYX0
Symbol	MYX
Exchange	Duesseldorf
Currency	EUR
Sector	Chemical / Pharmaceutical / Health
Security type	Stock
Market cap (m)	240 EUR
Benchmark	ASX ALL ORDINARIES INDEX

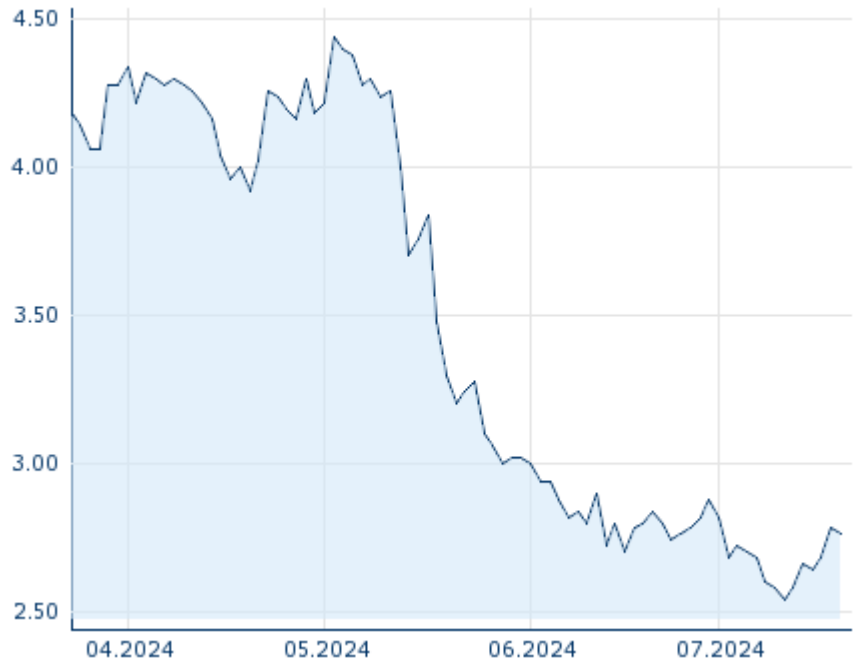
Market data

Bid (Bid size)	-
Ask (Ask size)	-
Open	2.76 EUR
High	2.76 EUR
Low	2.76 EUR
Close (prev. day)	2.78 EUR
VWAP	-
Volume (pcs)	0
Trading volume	0.00
Number of trades	7
Last size	0

Performance and Risk

	6m	1y	3y
Perf (%)	-	-	-
Perf (abs.)	-	-	-
Beta	0.74	0.86	1.01
Volatility	-	-	-

5y



Information about previous performance does not guarantee future performance.
Source: FactSet

Price data

Ø price 5 days Ø volume 5 days (pcs.)	2.70 EUR (0)
Ø price 30 days Ø volume 30 days (pcs.)	2.74 EUR (0)
Ø price 100 days Ø volume 100 days (pcs.)	- EUR (-)
Ø price 250 days Ø volume 250 days (pcs.)	- EUR (-)
YTD High date	- EUR (-)
YTD Low date	- EUR (-)
52 Weeks High date	- EUR (-)
52 Weeks Low date	- EUR (-)

All listings for MAYNE PHARMA GROUP LTD.

Exchange	Date	Time	Price	Trading volume (mio.)	Number of trades
Stuttgart	2024/07/18	08:08	2.76 EUR	0.00	3
Hamburg	2024/07/18	08:00	2.78 EUR	0.00	3
Frankfurt	2024/07/18	08:00	2.78 EUR	0.00	2
FINRA other OTC Issues	2024/07/02	18:27	3.00 USD	0.00	4
Duesseldorf	2024/07/18	19:30	2.76 EUR	0.00	7

	18					
Berlin	2024/07/18	08:11	2.78	EUR	0.00	3
Australian Securities Exchange	2024/07/18	08:10	4.59	AUD	1.12	2,165

Company profile

Company Logo



Company Profile

-

Contact Details

MAYNE PHARMA GROUP

--

Telefon: -

Fax: -

E-mail: -