

MAYNE PHARMA GROUP LTD.

ISIN: **AU000000MYX0** WKN: **MYX**

Overview

2024/07/18 09:30:31

Price
2.76 EURDifference  -0.72% (-0.02)

General attributes

ISIN	AU000000MYX0
Symbol	MYX
Exchange	Duesseldorf
Currency	EUR
Sector	Chemical / Pharmaceutical / Health
Security type	Stock
Market cap (m)	240 EUR
Benchmark	ASX ALL ORDINARIES INDEX

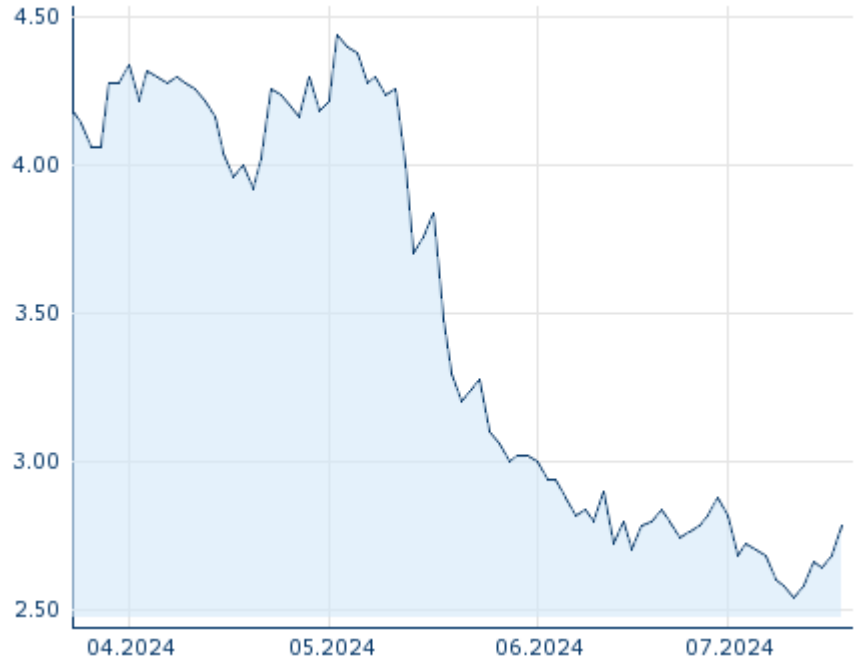
Market data

Bid (Bid size)	2.76 EUR (5,000)
Ask (Ask size)	2.86 EUR (5,000)
Open	2.76 EUR
High	2.76 EUR
Low	2.76 EUR
Close (prev. day)	2.78 EUR
VWAP	-
Volume (pcs)	0
Trading volume	0.00
Number of trades	2
Last size	0

Futures and Options

Related Futures	-
Related Options	-

5y



Information about previous performance does not guarantee future performance.
Source: FactSet

Recent research

on sector			
Date		Headline	Download
2024/07/15		Aktienempfehlungen Global	
2024/07/12		Global Equity Ratings	
2024/07/09		Aktienempfehlungen Österreich	
2024/06/24		Aktienempfehlungen Österreich	
2024/06/21		Global Equity Ratings	

Details

2024/07/18 09:30:31

Price
2.76 EURDifference  -0.72% (-0.02)

General attributes

ISIN	AU000000MYX0
Symbol	MYX
Exchange	Duesseldorf
Currency	EUR
Sector	Chemical / Pharmaceutical / Health
Security type	Stock
Market cap (m)	240 EUR
Benchmark	ASX ALL ORDINARIES INDEX

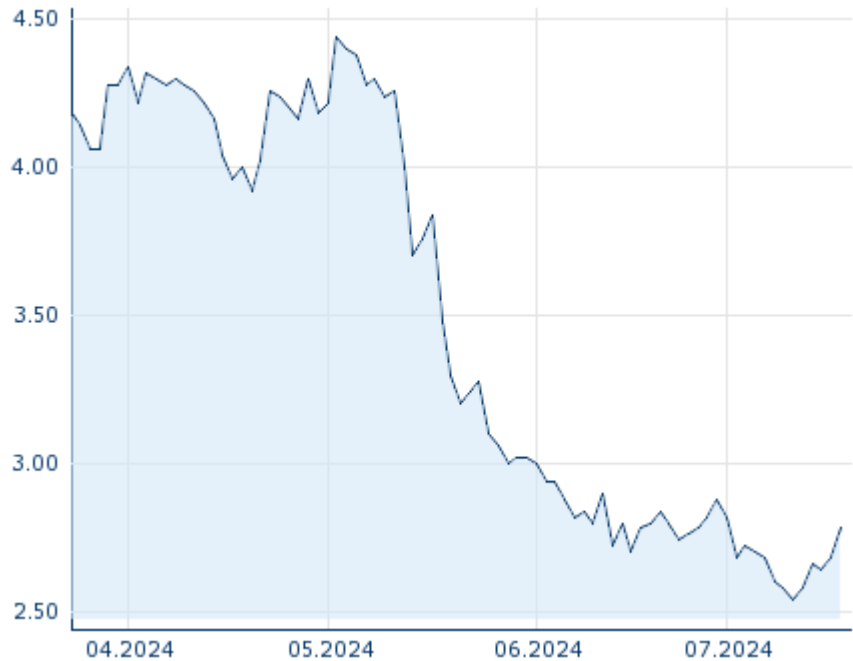
Market data

Bid (Bid size)	2.76 EUR (5,000)
Ask (Ask size)	2.86 EUR (5,000)
Open	2.76 EUR
High	2.76 EUR
Low	2.76 EUR
Close (prev. day)	2.78 EUR
VWAP	-
Volume (pcs)	0
Trading volume	0.00
Number of trades	2
Last size	0

Performance and Risk

	6m	1y	3y
Perf (%)	-	-	-
Perf (abs.)	-	-	-
Beta	0.74	0.86	1.01
Volatility	-	-	-

5y




Information about previous performance does not guarantee future performance.
Source: FactSet

Price data

Ø price 5 days Ø volume 5 days (pcs.)	2.67 EUR (0)
Ø price 30 days Ø volume 30 days (pcs.)	2.74 EUR (0)
Ø price 100 days Ø volume 100 days (pcs.)	- EUR (-)
Ø price 250 days Ø volume 250 days (pcs.)	- EUR (-)
YTD High date	- EUR (-)
YTD Low date	- EUR (-)
52 Weeks High date	- EUR (-)
52 Weeks Low date	- EUR (-)

Arbitrage views

Exchange 	Date	Time	Price	Trading volume (mio.)	Number of trades
Stuttgart	2024/07/18	08:08	2.76 EUR	0.00	1
Hamburg	2024/07/18	08:00	2.78 EUR	0.00	1
Frankfurt	2024/07/18	08:00	2.78 EUR	0.00	1
FINRA other OTC Issues	2024/07/02	18:27	3.00 USD	0.00	4
Duesseldorf	2024/07/18	09:30	2.76 EUR	0.00	2

	18					
Berlin	2024/07/18	08:11	2.78	EUR	0.00	1
Australian Securities Exchange	2024/07/18	08:10	4.59	AUD	1.12	2,165

Company profile

Company Logo



Company Profile

-

Contact Details

MAYNE PHARMA GROUP

--

Telefon: -

Fax: -

E-mail: -