

EURO/TRY FUTURES (WITH HUF SETTLEMENT) (EUR-TRY) - BUD/20260318

2024/05/17 03:46:02

Price
69.6275 TRY

Difference  -0.89% (-0.63)

General attributes

Symbol	EUR-TRY0326
Exchange	Budapest Stock Exchange
Currency	TRY
Security type	Future
Underlying	EURO / TURKISH LIRA (EUR/TRY)
Maturity	03-2026
Contract size	1,000

Market data

Bid (Bid size)	- TRY (-)
Ask (Ask size)	- TRY (-)
Open	69.6275 TRY
High	-
Low	-
Close (prev. day)	70.2542 TRY
Underlying	EURO / TURKISH LIRA (EUR/TRY)
Underlying price (date)	34.9852 (24/05/17)
Settlement price (date)	- (-)
Open Interest	0


Performance and Risk

	6m	1y	3y
Perf (%)	-	-	-
Perf (abs.)	-	-	-
Beta	-	-	-
Volatility	-	-	-

Futures and Options

Related Futures	-
Related Options	-

5y











Information about previous performance does not guarantee future performance.
Source: FactSet

Price data

Ø price 5 days Ø volume 5 days (pcs.)	- TRY (-)
Ø price 30 days Ø volume 30 days (pcs.)	- TRY (-)
Ø price 100 days Ø volume 100 days (pcs.)	- TRY (-)
Ø price 250 days Ø volume 250 days (pcs.)	- TRY (-)
YTD High date	- TRY (-)
YTD Low date	- TRY (-)
52 Weeks High date	- TRY (-)
52 Weeks Low date	- TRY (-)

Recent Research

on market			
Date		Headline	Download
2024/05/13		Will Romanian central bank begin monetary easing?	
2024/05/10		EU News Monthly May 2024	
2024/05/08		Marktkommentar	
2024/05/06		Anzeichen für eine wirtschaftliche Wende?	
2024/05/06		Mixed data on retail sales and industrial output	