

# EURO/RUB FUTURES (WITH HUF SETTLEMENT) (EUR-RUB) - BUD/20260318

2024/05/17 03:46:02

**Price**  
**120.996** RUB  
**Difference**  **-0.66% (-0.80)**

**General attributes**

**Symbol** EUR-RUB0326  
**Exchange** Budapest Stock Exchange  
**Currency** RUB  
**Security type** Future  
**Underlying** EURO / RUSSIAN ROUBLE (EUR/RUB)  
**Maturity** 03-2026  
**Contract size** 1,000

**Market data**

**Bid (Bid size)** - RUB (-)  
**Ask (Ask size)** - RUB (-)  
**Open** 120.996 RUB  
**High** -  
**Low** -  
**Close (prev. day)** 121.7971 RUB  
**Underlying** EURO / RUSSIAN ROUBLE (EUR/RUB)  
**Underlying price (date)** 98.998 (24/05/19)  
**Settlement price (date)** - (-)  
**Open Interest** 0


**Performance and Risk**

	6m	1y	3y
Perf (%)	-	-	-
Perf (abs.)	-	-	-
Beta	-	-	-
Volatility	-	-	-

**Futures and Options**

**Related Futures** -  
**Related Options** -

5y











Information about previous performance does not guarantee future performance.  
 Source: FactSet

**Price data**

Ø price 5 days   Ø volume 5 days (pcs.)	- RUB (-)
Ø price 30 days   Ø volume 30 days (pcs.)	- RUB (-)
Ø price 100 days   Ø volume 100 days (pcs.)	- RUB (-)
Ø price 250 days   Ø volume 250 days (pcs.)	- RUB (-)
YTD High   date	- RUB (-)
YTD Low   date	- RUB (-)
52 Weeks High   date	- RUB (-)
52 Weeks Low   date	- RUB (-)

**Recent Research**

on market			
Date		Headline	Download
2024/05/13		Will Romanian central bank begin monetary easing?	
2024/05/10		EU News Monthly May 2024	
2024/05/08		Marktkommentar	
2024/05/06		Anzeichen für eine wirtschaftliche Wende?	
2024/05/06		Mixed data on retail sales and industrial output	