

EURO/GBP FUTURES (WITH HUF SETTLEMENT) (EUR-GBP) - BUD/20260318

2024/05/14 03:46:02

Price
0.8852 GBP

Difference  0.08% (0.00)

General attributes

Symbol EUR-GBP0326
Exchange Budapest Stock Exchange
Currency GBP
Security type Future
Underlying EURO / BRITISH POUND (EUR/GBP)
Maturity 03-2026
Contract size 1,000

Market data

Bid (Bid size) - GBP (-)
Ask (Ask size) - GBP (-)
Open 0.8852 GBP
High -
Low -
Close (prev. day) 0.8845 GBP
Underlying EURO / BRITISH POUND (EUR/GBP)
Underlying price (date) 0.8602 (24/05/13)
Settlement price (date) - (-)
Open Interest 0

Performance and Risk

	6m	1y	3y
Perf (%)	-	-	-
Perf (abs.)	-	-	-
Beta	-	-	-
Volatility	-	-	-

Futures and Options

Related Futures -
Related Options -

5y











Information about previous performance does not guarantee future performance.
Source: FactSet

Price data

Ø price 5 days | Ø volume 5 days (pcs.) - GBP (-)
Ø price 30 days | Ø volume 30 days (pcs.) - GBP (-)
Ø price 100 days | Ø volume 100 days (pcs.) - GBP (-)
Ø price 250 days | Ø volume 250 days (pcs.) - GBP (-)
YTD High | date - GBP (-)
YTD Low | date - GBP (-)
52 Weeks High | date - GBP (-)
52 Weeks Low | date - GBP (-)

Recent Research

on market			
Date		Headline	Download
2024/05/13		Will Romanian central bank begin monetary easing?	
2024/05/10		EU News Monthly May 2024	
2024/05/08		Marktkommentar	
2024/05/06		Anzeichen für eine wirtschaftliche Wende?	
2024/05/06		Mixed data on retail sales and industrial output	