


# EURO/CHF FUTURES (WITH HUF SETTLEMENT) (EUR-CHF) - BUD/20260318

2024/05/21 03:55:25

**Price**  
0.9429 CHF

**Difference**  0.28% (0.00)

**General attributes**

**Symbol** EUR-CHF0326

**Exchange** Budapest Stock Exchange

**Currency** CHF

**Security type** Future

**Underlying** EURO / SWISS FRANC (EUR/CHF)

**Maturity** 03-2026

**Contract size** 1,000

**Market data**

**Bid (Bid size)** - CHF (-)

**Ask (Ask size)** - CHF (-)

**Open** 0.9429 CHF

**High** -

**Low** -

**Close (prev. day)** 0.9403 CHF

**Underlying** EURO / SWISS FRANC (EUR/CHF)

**Underlying price (date)** 0.9890 (24/05/21)

**Settlement price (date)** - (-)

**Open Interest** 0

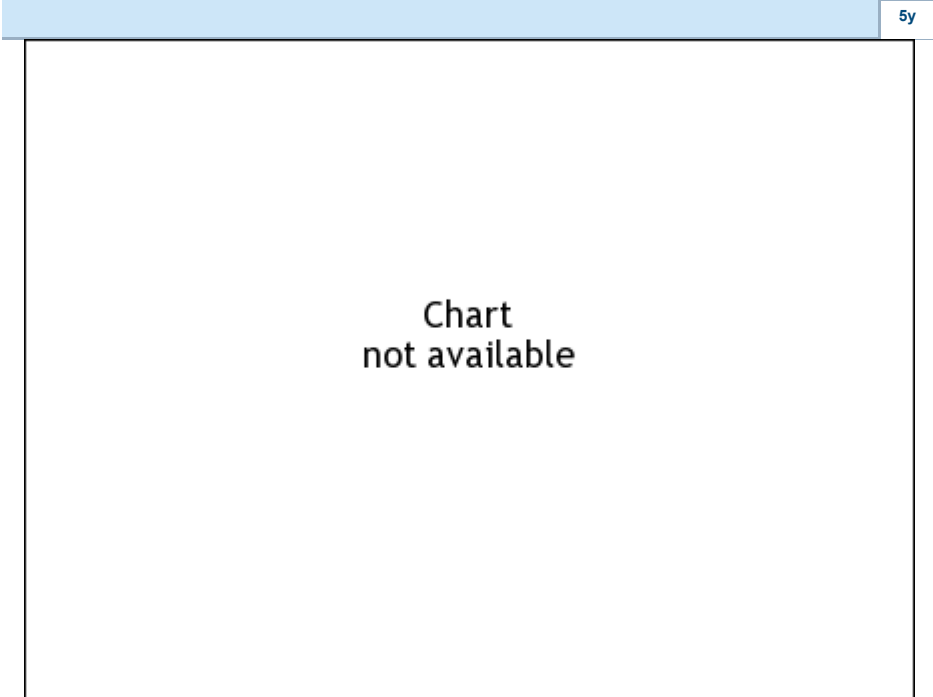
**Performance and Risk**

|             | 6m | 1y | 3y |
|-------------|----|----|----|
| Perf (%)    | -  | -  | -  |
| Perf (abs.) | -  | -  | -  |
| Beta        | -  | -  | -  |
| Volatility  | -  | -  | -  |

**Futures and Options**

**Related Futures** -

**Related Options** -



Information about previous performance does not guarantee future performance.  
Source: FactSet

**Price data**

Ø price 5 days | Ø volume 5 days (pcs.) - CHF (-)

Ø price 30 days | Ø volume 30 days (pcs.) - CHF (-)

Ø price 100 days | Ø volume 100 days (pcs.) - CHF (-)

Ø price 250 days | Ø volume 250 days (pcs.) - CHF (-)

YTD High | date - CHF (-)






YTD Low | date - CHF (-)

52 Weeks High | date - CHF (-)

52 Weeks Low | date - CHF (-)

**Recent Research**

on market

| Date       | Headline  | Download |
|------------|---|----------|
| 2024/05/21 |  Verbesserung der Stimmung in der Eurozone?        |          |
| 2024/05/19 |  Hungarian central bank to cut rates further       |          |
| 2024/05/13 |  Will Romanian central bank begin monetary easing? |          |
| 2024/05/10 |  EU News Monthly May 2024                          |          |
| 2024/05/08 |  Marktkommentar                                    |          |