


EURO/CHF FUTURES (WITH HUF SETTLEMENT) (EUR-CHF) - BUD/20260318

2024/05/17 03:46:02

Price
0.9403 CHF

Difference  -0.14% (-0.00)

General attributes

Symbol EUR-CHF0326
 Exchange Budapest Stock Exchange
 Currency CHF
 Security type Future
 Underlying EURO / SWISS FRANC (EUR/CHF)
 Maturity 03-2026
 Contract size 1,000

Market data


Bid (Bid size) - CHF (-)
 Ask (Ask size) - CHF (-)
 Open 0.9403 CHF
 High -
 Low -
 Close (prev. day) 0.9416 CHF
 Underlying EURO / SWISS FRANC (EUR/CHF)
 Underlying price (date) 0.9855 (24/05/17)
 Settlement price (date) - (-)
 Open Interest 0

Performance and Risk

	6m	1y	3y
Perf (%)	-	-	-
Perf (abs.)	-	-	-
Beta	-	-	-
Volatility	-	-	-

Futures and Options

Related Futures -
 Related Options -











Information about previous performance does not guarantee future performance.
 Source: FactSet

Price data

Ø price 5 days | Ø volume 5 days (pcs.) - CHF (-)
 Ø price 30 days | Ø volume 30 days (pcs.) - CHF (-)
 Ø price 100 days | Ø volume 100 days (pcs.) - CHF (-)
 Ø price 250 days | Ø volume 250 days (pcs.) - CHF (-)
 YTD High | date - CHF (-)
 YTD Low | date - CHF (-)
 52 Weeks High | date - CHF (-)
 52 Weeks Low | date - CHF (-)

Recent Research

on market

Date	Headline	Download
2024/05/13	 Will Romanian central bank begin monetary easing?	
2024/05/10	 EU News Monthly May 2024	
2024/05/08	 Marktkommentar	
2024/05/06	 Anzeichen für eine wirtschaftliche Wende?	
2024/05/06	 Mixed data on retail sales and industrial output	