

DOUGLAS AG

ISIN: DE000BEAU7Y1

WKN: BEAU7Y

Overview

2024/09/13 17:35:16

Price
20.00 EURDifference  5.10% (0.97)

General attributes

ISIN	DE000BEAU7Y1
Symbol	DOU
Exchange	Xetra
Currency	EUR
Sector	Consumer Products
Security type	Stock
Market cap (m)	2,154 EUR
Benchmark	GERMANY DAX

Market data

Bid (Bid size)	-
Ask (Ask size)	-
Open	19.23 EUR
High	20.38 EUR
Low	19.23 EUR
Close (prev. day)	19.03 EUR
VWAP	19.7848 EUR
Volume (pcs)	177,554
Trading volume	3,512,870.24
Number of trades	1,718
Last size	22,957

Futures and Options









Related Futures	-
Related Options	-

5y



Information about previous performance does not guarantee future performance.
Source: FactSet

Recent research

on sector		on market	
Date		Headline	Download
2024/09/11		Global Equity Ratings	
2024/09/11		Aktienempfehlungen Global	
2024/09/09		Aktienempfehlungen Österreich	
2024/09/05		Global Equity Ratings	
2024/09/05		Aktienempfehlungen Global	

Details

2024/09/13 17:35:16

Price

20.00 EUR

Difference ▲ 5.10% (0.97)

General attributes

ISIN	DE000BEAU7Y1
Symbol	DOU
Exchange	Xetra
Currency	EUR
Sector	Consumer Products
Security type	Stock
Market cap (m)	2,154 EUR
Benchmark	GERMANY DAX

Market data

Bid (Bid size)	-
Ask (Ask size)	-
Open	19.23 EUR
High	20.38 EUR
Low	19.23 EUR
Close (prev. day)	19.03 EUR
VWAP	19.7848 EUR
Volume (pcs)	177,554
Trading volume	3,512,870.24
Number of trades	1,718
Last size	22,957

Performance and Risk

	6m	1y	3y
Perf (%)	-	-	-
Perf (abs.)	-	-	-
Beta	-	-	-
Volatility	-	-	-

5y



Information about previous performance does not guarantee future performance.
Source: FactSet

Price data

Ø price 5 days Ø volume 5 days (pcs.)	19.33 EUR (80,545)
Ø price 30 days Ø volume 30 days (pcs.)	19.50 EUR (104,997)
Ø price 100 days Ø volume 100 days (pcs.)	19.30 EUR (74,094)
Ø price 250 days Ø volume 250 days (pcs.)	- EUR (-)
YTD High date	- EUR (-)
YTD Low date	- EUR (-)
52 Weeks High date	- EUR (-)
52 Weeks Low date	- EUR (-)

Arbitrage views

Exchange	Date	Time	Price	Trading volume (mio.)	Number of trades
Xetra	2024/09/13	17:35	20.00 EUR	3.51	1,718
Vienna Stock Exchange	2024/09/13	16:24	20.40 EUR	0.09	18
Tradegate	2024/09/13	22:26	20.20 EUR	0.43	88
Stuttgart	2024/09/13	21:55	20.10 EUR	0.03	66
Munich	2024/09/13	08:09	19.21 EUR	0.00	1

	13						
Hanover	2024/09/ 13	08:16	18.97	EUR	0.00		3
Hamburg	2024/09/ 13	08:16	18.97	EUR	0.00		3
Frankfurt	2024/09/ 13	15:32	20.04	EUR	0.00		1
Duesseldorf	2024/09/ 13	19:31	20.06	EUR	0.00		6
Berlin	2024/09/ 13	08:09	19.20	EUR	0.00		3

Company profile

Company Logo



Contact Details

DOUGLAS AG

--

Luise-Rainer-Strasse 7-11 - 40235
Düsseldorf

Telefon: +49-211-16847-9

Fax: +

E-mail: Info@douglas.de

Company Profile

-

Members of Management Board

Alexander van der Laan	Chairman of Managing Board
Philipp Andréé	Member of Executive Committee
Mark Langer	Member of Executive Committee

Board of directors

Henning R. Kreke	Chairman of Supervisory Board
Alexander Dibelius	Member of Supervisory Board
Daniel Pindur	Member of Supervisory Board
Can Toygar	Member of Supervisory Board
Georgia Garinois-Melenikiotou	Member of Supervisory Board
Pamela Knapp	Member of Supervisory Board
Peter König	Member of Supervisory Board
Petra Ringer	Member of Supervisory Board
Stefanie Huebner	Member of Supervisory Board
Ulrike Gaal	Member of Supervisory Board
Ulrike Grabe	Member of Supervisory Board
Vesna Mandalenakis	Member of Supervisory Board