


CEMBRA MONEY BANK AG (CMBN) - EUX/CALL/0.01/20240920

2024/07/12 18:50:59

Price
77.74 CHF

Difference  -0.89% (-0.70)

General attributes

Symbol CMBN\24I20\0.01

Exchange EUX

Currency CHF

Security type Option

Underlying CEMBRA MONEY BANK AG

Type CALL

Style American

Strike price 0.01 CHF

Maturity 2024/09/20

Contract size 100

Settlement date 2024/07/12

Delivery date -

Market data

Bid (Bid size) -

Ask (Ask size) -

Open 77.74 CHF

High 77.74 CHF

Low 77.74 CHF

Close (prev. day) 78.44 CHF

Underlying Cembra Money Bank

Underlying price (date) 77.74 (24/07/12)

Settlement price (date) 77.74 (24/07/12)

Open Interest 0

Performance and Risk

	6m	1y	3y
Perf (%)	-	-	-
Perf (abs.)	-	-	-
Beta	-	-	-
Volatility	-	-	-

Futures and Options

Related Futures -

Related Options -



Information about previous performance does not guarantee future performance.
Source: FactSet

Price data

Ø price 5 days | Ø volume 5 days (pcs.) 77.99 CHF (0)

Ø price 30 days | Ø volume 30 days (pcs.) 76.33 CHF (0)

Ø price 100 days | Ø volume 100 days (pcs.) - CHF (-)

Ø price 250 days | Ø volume 250 days (pcs.) - CHF (-)



YTD High | date - CHF (-)

YTD Low | date - CHF (-)

52 Weeks High | date - CHF (-)

52 Weeks Low | date - CHF (-)

Recent research

on sector		on market	
Date		Headline	Download
2024/07/12		Global Equity Ratings	
2024/07/12		Aktienempfehlungen Global	
2024/07/09		Aktienempfehlungen Österreich	
2024/06/28		Equity Weekly	
2024/06/24		Aktienempfehlungen Österreich	