


ROCHE HOLDING AG (ROC) - EUX/CALL/100/20250321

2024/05/17 18:57:54

Price
159.34 CHF

Difference  0.88% (1.39)

General attributes

Symbol ROC\25C21\100.0

Exchange EUX

Currency CHF

Security type Option

Underlying ROCHE HOLDING AG

Type CALL

Style American

Strike price 100.00 CHF

Maturity 2025/03/21

Contract size 100

Settlement date 2024/05/17

Delivery date -

Market data

Bid (Bid size) -

Ask (Ask size) -

Open 159.34 CHF

High 159.34 CHF

Low 159.34 CHF

Close (prev. day) 157.95 CHF

Underlying Roche

Underlying price (date) 159.34 (24/05/17)

Settlement price (date) 159.34 (24/05/17)

Open Interest 0

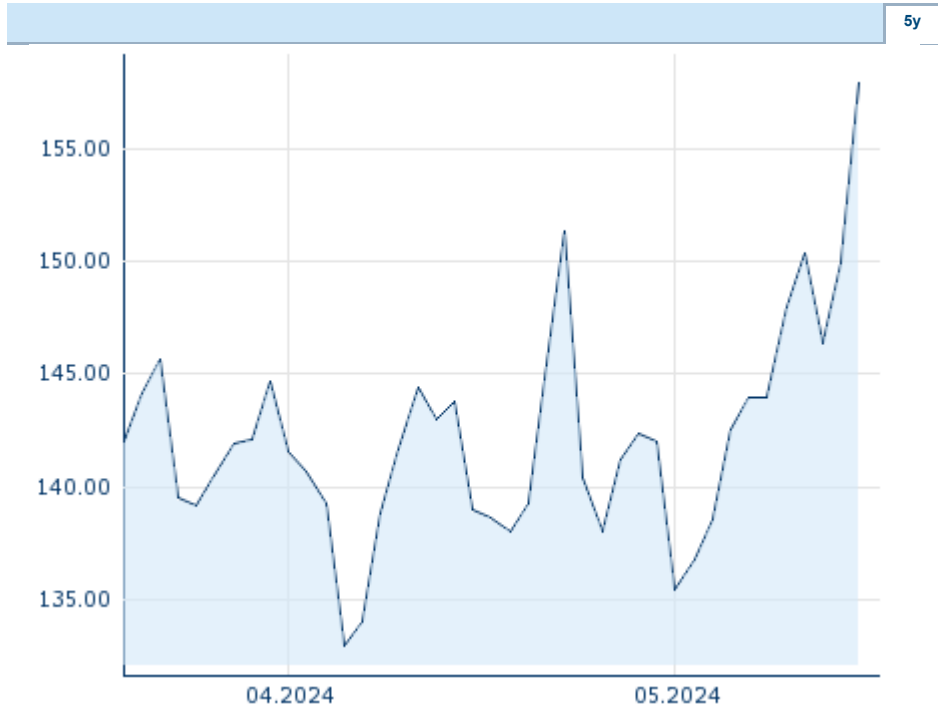
Performance and Risk

| | 6m | 1y | 3y |
|-------------|----|----|----|
| Perf (%) | - | - | - |
| Perf (abs.) | - | - | - |
| Beta | - | - | - |
| Volatility | - | - | - |

Futures and Options

Related Futures -

Related Options -













Information about previous performance does not guarantee future performance.
Source: FactSet

Price data

| | |
|---|----------------|
| Ø price 5 days Ø volume 5 days (pcs.) | 150.51 CHF (0) |
| Ø price 30 days Ø volume 30 days (pcs.) | 142.34 CHF (0) |
| Ø price 100 days Ø volume 100 days (pcs.) | - CHF (-) |
| Ø price 250 days Ø volume 250 days (pcs.) | - CHF (-) |
| YTD High date | - CHF (-) |
| YTD Low date | - CHF (-) |
| 52 Weeks High date | - CHF (-) |
| 52 Weeks Low date | - CHF (-) |

Recent research

| on underlying on sector on market | | | |
|---------------------------------------|---|---------------------------|---|
| Date | | Headline | Download |
| 2024/04/26 |  | Global Equity Ratings |  |
| 2024/04/26 |  | Aktienempfehlungen Global |  |
| 2024/04/03 |  | Global Equity Ratings |  |
| 2024/04/03 |  | Aktienempfehlungen Global |  |
| 2024/03/13 |  | Global Equity Ratings |  |