

ROCHE HOLDING AG (ROC) - EUX/CALL/0.01/20240920

2024/07/16 19:01:30

Price
284.19 CHF

Difference  -0.35% (-1.00)

General attributes

Symbol	ROC\24I20\0.01
Exchange	EUX
Currency	CHF
Security type	Option
Underlying	ROCHE HOLDING AG
Type	CALL
Style	American
Strike price	0.01 CHF
Maturity	2024/09/20
Contract size	100
Settlement date	2024/07/16
Delivery date	-

Market data

Bid (Bid size)	-
Ask (Ask size)	-
Open	284.19 CHF
High	284.19 CHF
Low	284.19 CHF
Close (prev. day)	285.19 CHF
Underlying	Roche
Underlying price (date)	284.19 (24/07/16)
Settlement price (date)	284.19 (24/07/16)
Open Interest	0

Performance and Risk

	6m	1y	3y
Perf (%)	-	-	-
Perf (abs.)	-	-	-
Beta	-	-	-
Volatility	-	-	-

Futures and Options

Related Futures	-
Related Options	-

5y












Information about previous performance does not guarantee future performance.
Source: FactSet

Price data

Ø price 5 days Ø volume 5 days (pcs.)	278.79 CHF (0)
Ø price 30 days Ø volume 30 days (pcs.)	272.54 CHF (0)
Ø price 100 days Ø volume 100 days (pcs.)	- CHF (-)
Ø price 250 days Ø volume 250 days (pcs.)	- CHF (-)
YTD High date	- CHF (-)
YTD Low date	- CHF (-)
52 Weeks High date	- CHF (-)
52 Weeks Low date	- CHF (-)

Recent research

on underlying	on sector	on market
Date	Headline	Download
2024/07/15	 Aktienempfehlungen Global	
2024/07/12	 Global Equity Ratings	
2024/06/21	 Global Equity Ratings	
2024/06/21	 Aktienempfehlungen Global	
2024/06/14	 Global Equity Ratings	