

## COLRUTY GROUP FUTURE (EFCH) - EUX/202504

2024/08/07 18:43:08

Price  
**43.7838** EURDifference  1.27% (0.55)

## General attributes

Symbol	EFCHJ25
Exchange	Eurex
Currency	EUR
Security type	Future
Underlying	COLRUYT GROUP N.V.
Maturity	04-2025
Contract size	100

## Market data

Bid (Bid size)	- EUR (-)
Ask (Ask size)	- EUR (-)
Open	43.7838 EUR
High	43.7838 EUR
Low	43.7838 EUR
Close (prev. day)	43.234 EUR
Underlying	COLRUYT GROUP N.V.
Underlying price (date)	44.08 (24/08/08)
Settlement price (date)	43.78 (24/08/07)
Open Interest	0

## Performance and Risk

	6m	1y	3y
Perf (%)	-	-	-
Perf (abs.)	-	-	-
Beta	-	-	-
Volatility	-	-	-

## Futures and Options

Related Futures	-
Related Options	-

5y












Information about previous performance does not guarantee future performance.  
Source: FactSet

## Price data

Ø price 5 days   Ø volume 5 days (pcs.)	43.6194 EUR (0)
Ø price 30 days   Ø volume 30 days (pcs.)	44.8518 EUR (0)
Ø price 100 days   Ø volume 100 days (pcs.)	- EUR (-)
Ø price 250 days   Ø volume 250 days (pcs.)	- EUR (-)
YTD High   date	- EUR (-)
YTD Low   date	- EUR (-)
52 Weeks High   date	- EUR (-)
52 Weeks Low   date	- EUR (-)

## Recent Research

on sector		on market	
Date		Headline	Download
2024/07/24		Global Equity Ratings	
2024/07/24		Aktienempfehlungen Global	
2024/07/15		Aktienempfehlungen Global	
2024/07/12		Global Equity Ratings	
2024/06/21		Equity Weekly	