

NOVARTIS AG FUTURE (NOVH) - EUX/202504

2024/09/17 18:46:07

Price
96.0089 CHF

Difference  -0.40% (-0.38)

General attributes

Symbol	NOVHJ25
Exchange	Eurex
Currency	CHF
Security type	Future
Underlying	NOVARTIS AG
Maturity	04-2025
Contract size	100

Market data

Bid (Bid size)	- CHF (-)
Ask (Ask size)	- CHF (-)
Open	96.0089 CHF
High	96.0089 CHF
Low	96.0089 CHF
Close (prev. day)	96.3917 CHF
Underlying	NOVARTIS AG
Underlying price (date)	98.03 (24/09/17)
Settlement price (date)	96.01 (24/09/17)
Open Interest	1,000

Performance and Risk

	6m	1y	3y
Perf (%)	-	-	-
Perf (abs.)	-	-	-
Beta	-	-	-
Volatility	-	-	-

Futures and Options

Related Futures	-
Related Options	-

5y












Information about previous performance does not guarantee future performance.
Source: FactSet

Price data

Ø price 5 days Ø volume 5 days (pcs.)	96.2636 CHF (200)
Ø price 30 days Ø volume 30 days (pcs.)	97.2728 CHF (33)
Ø price 100 days Ø volume 100 days (pcs.)	94.2692 CHF (10)
Ø price 250 days Ø volume 250 days (pcs.)	- CHF (-)
YTD High date	- CHF (-)
YTD Low date	- CHF (-)
52 Weeks High date	- CHF (-)
52 Weeks Low date	- CHF (-)

Recent Research

on underlying	on sector	on market	
Date		Headline	Download
2024/09/11		Global Equity Ratings	
2024/09/11		Aktienempfehlungen Global	
2024/09/05		Global Equity Ratings	
2024/09/05		Aktienempfehlungen Global	
2024/08/12		Global Equity Ratings	