

# NOVARTIS AG FUTURE (NOVH) - EUX/202504

2024/08/14 18:36:54

Price  
**96.4054** CHF

Difference  1.17% (1.12)

### General attributes

Symbol	NOVHJ25
Exchange	Eurex
Currency	CHF
Security type	Future
Underlying	NOVARTIS AG
Maturity	04-2025
Contract size	100

### Market data

Bid (Bid size)	- CHF (-)
Ask (Ask size)	- CHF (-)
Open	96.4054 CHF
High	96.4054 CHF
Low	96.4054 CHF
Close (prev. day)	95.2863 CHF
Underlying	NOVARTIS AG
Underlying price (date)	98.87 (24/08/15)
Settlement price (date)	96.41 (24/08/14)
Open Interest	0

### Performance and Risk

	6m	1y	3y
Perf (%)	-	-	-
Perf (abs.)	-	-	-
Beta	-	-	-
Volatility	-	-	-

### Futures and Options

Related Futures	-
Related Options	-

5y












Information about previous performance does not guarantee future performance.  
Source: FactSet

### Price data

Ø price 5 days   Ø volume 5 days (pcs.)	95.1132 CHF (0)
Ø price 30 days   Ø volume 30 days (pcs.)	95.4150 CHF (0)
Ø price 100 days   Ø volume 100 days (pcs.)	91.3295 CHF (0)
Ø price 250 days   Ø volume 250 days (pcs.)	- CHF (-)
YTD High   date	- CHF (-)
YTD Low   date	- CHF (-)
52 Weeks High   date	- CHF (-)
52 Weeks Low   date	- CHF (-)

### Recent Research

on underlying   on sector   on market			
Date		Headline	Download
2024/08/12		Global Equity Ratings	
2024/08/12		Aktienempfehlungen Global	
2024/07/24		Global Equity Ratings	
2024/07/24		Aktienempfehlungen Global	
2024/07/15		Aktienempfehlungen Global	