

NOVARTIS AG FUTURE (NOVH) - EUX/202504

2024/05/10 18:29:41

Price
90.9437 CHF

Difference  2.03% (1.81)

General attributes

Symbol	NOVHJ25
Exchange	Eurex
Currency	CHF
Security type	Future
Underlying	NOVARTIS AG
Maturity	04-2025
Contract size	100

Market data

Bid (Bid size)	- CHF (-)
Ask (Ask size)	- CHF (-)
Open	90.9437 CHF
High	90.9437 CHF
Low	90.9437 CHF
Close (prev. day)	89.1325 CHF
Underlying	NOVARTIS AG
Underlying price (date)	92.32 (24/05/10)
Settlement price (date)	90.94 (24/05/10)
Open Interest	0

Performance and Risk

	6m	1y	3y
Perf (%)	-	-	-
Perf (abs.)	-	-	-
Beta	-	-	-
Volatility	-	-	-

Futures and Options

Related Futures	-
Related Options	-












Information about previous performance does not guarantee future performance.
Source: FactSet

Price data

Ø price 5 days Ø volume 5 days (pcs.)	88.8489 CHF (0)
Ø price 30 days Ø volume 30 days (pcs.)	86.1944 CHF (0)
Ø price 100 days Ø volume 100 days (pcs.)	- CHF (-)
Ø price 250 days Ø volume 250 days (pcs.)	- CHF (-)
YTD High date	- CHF (-)
YTD Low date	- CHF (-)
52 Weeks High date	- CHF (-)
52 Weeks Low date	- CHF (-)

Recent Research

on underlying	on sector	on market	
Date		Headline	Download
2024/04/26		Global Equity Ratings	
2024/04/26		Aktienempfehlungen Global	
2024/04/03		Global Equity Ratings	
2024/04/03		Aktienempfehlungen Global	
2024/03/13		Global Equity Ratings	