

CIE FINANCIÈRE RICHEMONT AG FUTURE (CFRL) - EUX/202504

2024/09/02 18:39:46

Price
132.3096 CHF
Difference  **-0.27% (-0.35)**

General attributes

Symbol CFRLJ25
Exchange Eurex
Currency CHF
Security type Future
Underlying COMPAGNIE FINANCIERE RICHEMONT SA
Maturity 04-2025
Contract size 100

Market data

Bid (Bid size) - CHF (-)
Ask (Ask size) - CHF (-)
Open 132.3096 CHF
High 132.3096 CHF
Low 132.3096 CHF
Close (prev. day) 132.6624 CHF
Underlying COMPAGNIE FINANCIERE RICHEMONT SA
Underlying price (date) 134.20 (24/09/03)
Settlement price (date) 132.31 (24/09/02)
Open Interest 0

Performance and Risk

	6m	1y	3y
Perf (%)	-	-	-
Perf (abs.)	-	-	-
Beta	-	-	-
Volatility	-	-	-

Futures and Options

Related Futures -
Related Options -

5y












Information about previous performance does not guarantee future performance.
 Source: FactSet

Price data

Ø price 5 days Ø volume 5 days (pcs.)	132.5141 CHF (0)
Ø price 30 days Ø volume 30 days (pcs.)	131.0395 CHF (0)
Ø price 100 days Ø volume 100 days (pcs.)	135.8164 CHF (0)
Ø price 250 days Ø volume 250 days (pcs.)	- CHF (-)
YTD High date	- CHF (-)
YTD Low date	- CHF (-)
52 Weeks High date	- CHF (-)
52 Weeks Low date	- CHF (-)

Recent Research

<input checked="" type="checkbox"/> on underlying	<input type="checkbox"/> on sector	<input type="checkbox"/> on market		
Date			Headline	Download
2024/08/12			Global Equity Ratings	
2024/08/12			Aktienempfehlungen Global	
2024/07/24			Global Equity Ratings	
2024/07/24			Aktienempfehlungen Global	
2024/07/15			Aktienempfehlungen Global	