

CIE FINANCIÈRE RICHEMONT AG FUTURE (CFRL) - EUX/202504

2024/07/29 18:35:11

Price
132.5513 CHF

Difference  -1.13% (-1.51)

General attributes

| | |
|---------------|-----------------------------------|
| Symbol | CFRLJ25 |
| Exchange | Eurex |
| Currency | CHF |
| Security type | Future |
| Underlying | COMPAGNIE FINANCIERE RICHEMONT SA |
| Maturity | 04-2025 |
| Contract size | 100 |

Market data

| | |
|-------------------------|-----------------------------------|
| Bid (Bid size) | - CHF (-) |
| Ask (Ask size) | - CHF (-) |
| Open | 132.5513 CHF |
| High | 132.5513 CHF |
| Low | 132.5513 CHF |
| Close (prev. day) | 134.064 CHF |
| Underlying | COMPAGNIE FINANCIERE RICHEMONT SA |
| Underlying price (date) | 133.40 (24/07/29) |
| Settlement price (date) | 132.55 (24/07/29) |
| Open Interest | 0 |

Performance and Risk

| | 6m | 1y | 3y |
|-------------|----|----|----|
| Perf (%) | - | - | - |
| Perf (abs.) | - | - | - |
| Beta | - | - | - |
| Volatility | - | - | - |

Futures and Options

| | |
|-----------------|---|
| Related Futures | - |
| Related Options | - |









Information about previous performance does not guarantee future performance.
Source: FactSet

Price data

| | |
|---|------------------|
| Ø price 5 days Ø volume 5 days (pcs.) | 132.9030 CHF (0) |
| Ø price 30 days Ø volume 30 days (pcs.) | 137.7440 CHF (0) |
| Ø price 100 days Ø volume 100 days (pcs.) | - CHF (-) |
| Ø price 250 days Ø volume 250 days (pcs.) | - CHF (-) |
| YTD High date | - CHF (-) |
| YTD Low date | - CHF (-) |
| 52 Weeks High date | - CHF (-) |
| 52 Weeks Low date | - CHF (-) |

Recent Research

| Date | on underlying | on sector | on market | Headline | Download |
|------------|---|-----------|-----------|---------------------------|---|
| 2024/07/24 |  | | | Global Equity Ratings |  |
| 2024/07/24 |  | | | Aktienempfehlungen Global |  |
| 2024/07/15 |  | | | Aktienempfehlungen Global |  |
| 2024/07/12 |  | | | Global Equity Ratings |  |
| 2024/06/21 |  | | | Global Equity Ratings |  |