

# SSAB AB B AKTIE FUTURE (SSBF) - EUX/202504

2024/07/26 18:35:56

Price  
**4.3481** EUR

Difference  -1.73% (-0.08)

### General attributes

|               |                |
|---------------|----------------|
| Symbol        | SSBFJ25        |
| Exchange      | Eurex          |
| Currency      | EUR            |
| Security type | Future         |
| Underlying    | SSAB AB SER. B |
| Maturity      | 04-2025        |
| Contract size | 100            |

### Market data

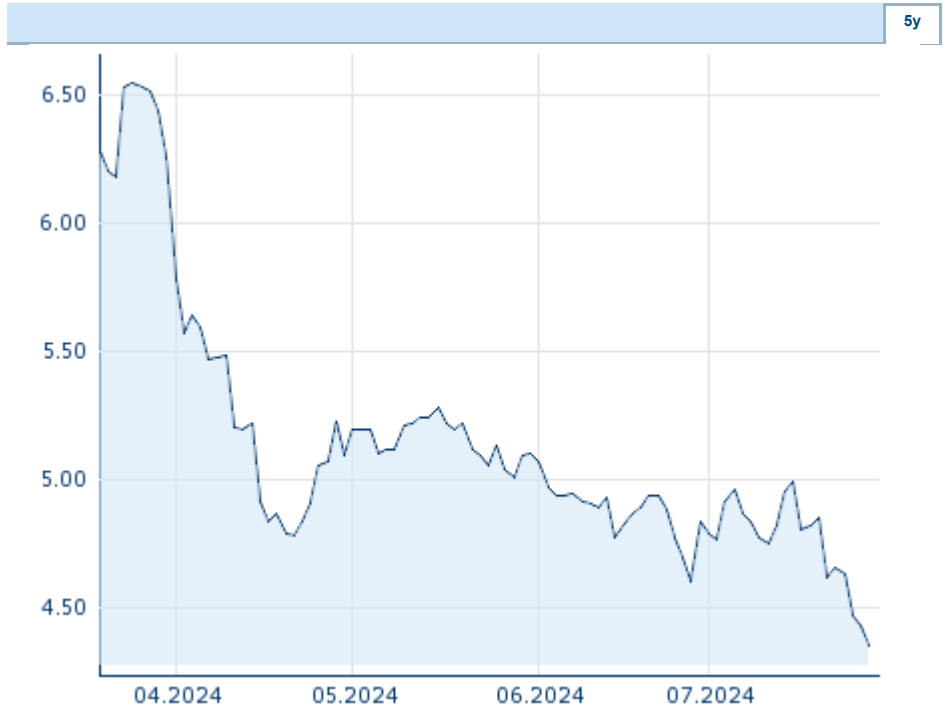
|                         |                  |
|-------------------------|------------------|
| Bid (Bid size)          | - EUR (-)        |
| Ask (Ask size)          | - EUR (-)        |
| Open                    | 4.3481 EUR       |
| High                    | 4.3481 EUR       |
| Low                     | 4.3481 EUR       |
| Close (prev. day)       | 4.4245 EUR       |
| Underlying              | SSAB AB SER. B   |
| Underlying price (date) | 54.12 (24/07/26) |
| Settlement price (date) | 4.35 (24/07/26)  |
| Open Interest           | 0                |

### Performance and Risk

|             | 6m | 1y | 3y |
|-------------|----|----|----|
| Perf (%)    | -  | -  | -  |
| Perf (abs.) | -  | -  | -  |
| Beta        | -  | -  | -  |
| Volatility  | -  | -  | -  |

### Futures and Options

|                 |   |
|-----------------|---|
| Related Futures | - |
| Related Options | - |













Information about previous performance does not guarantee future performance.  
Source: FactSet

### Price data

|   |                |
|---|----------------|
| Ø price 5 days   Ø volume 5 days (pcs.)     | 4.5029 EUR (0) |
| Ø price 30 days   Ø volume 30 days (pcs.)   | 4.7740 EUR (0) |
| Ø price 100 days   Ø volume 100 days (pcs.) | - EUR (-)      |
| Ø price 250 days   Ø volume 250 days (pcs.) | - EUR (-)      |
| YTD High   date                             | - EUR (-)      |
| YTD Low   date                              | - EUR (-)      |
| 52 Weeks High   date                        | - EUR (-)      |
| 52 Weeks Low   date                         | - EUR (-)      |

### Recent Research

| on sector  |   |   |
|------------|---|---|
| Date       | Headline  | Download  |
| 2024/07/26 |  Equity Weekly             |  |
| 2024/07/24 |  Global Equity Ratings     |  |
| 2024/07/24 |  Aktienempfehlungen Global |  |
| 2024/07/15 |  Aktienempfehlungen Global |  |
| 2024/07/12 |  Global Equity Ratings     |  |