

# APPLE INC. FUTURE (AAPH) - EUX/202504

2024/07/16 18:49:45

**Price**  
**242.4784** USD  
**Difference**  **-0.57% (-1.39)**

**General attributes**

Symbol	AAPHJ25
Exchange	Eurex
Currency	USD
Security type	Future
Underlying	APPLE INC
Maturity	04-2025
Contract size	100

**Market data**

Bid (Bid size)	- USD (-)
Ask (Ask size)	- USD (-)
Open	242.4784 USD
High	242.4784 USD
Low	242.4784 USD
Close (prev. day)	243.8689 USD
Underlying	APPLE INC
Underlying price (date)	234.82 (24/07/16)
Settlement price (date)	242.48 (24/07/16)
Open Interest	0

**Performance and Risk**

	6m	1y	3y
Perf (%)	-	-	-
Perf (abs.)	-	-	-
Beta	-	-	-
Volatility	-	-	-

**Futures and Options**

Related Futures	-
Related Options	-

5y












Information about previous performance does not guarantee future performance.  
 Source: FactSet

**Price data**

Ø price 5 days   Ø volume 5 days (pcs.)	240.2981 USD (0)
Ø price 30 days   Ø volume 30 days (pcs.)	224.5613 USD (0)
Ø price 100 days   Ø volume 100 days (pcs.)	- USD (-)
Ø price 250 days   Ø volume 250 days (pcs.)	- USD (-)
YTD High   date	- USD (-)
YTD Low   date	- USD (-)
52 Weeks High   date	- USD (-)
52 Weeks Low   date	- USD (-)

**Recent Research**

on underlying	on sector	on market	
Date		Headline	Download
2024/07/15		Aktienempfehlungen Global	
2024/07/12		Global Equity Ratings	
2024/06/21		Global Equity Ratings	
2024/06/21		Aktienempfehlungen Global	
2024/06/14		Global Equity Ratings	