

APPLE INC. FUTURE (AAPH) - EUX/202504

2024/06/14 18:38:37

Price
221.9025 USD

Difference  **-0.51% (-1.14)**

General attributes

Symbol	AAPHJ25
Exchange	Eurex
Currency	USD
Security type	Future
Underlying	APPLE INC
Maturity	04-2025
Contract size	100

Market data

Bid (Bid size)	- USD (-)
Ask (Ask size)	- USD (-)
Open	221.9025 USD
High	221.9025 USD
Low	221.9025 USD
Close (prev. day)	223.0455 USD
Underlying	APPLE INC
Underlying price (date)	212.49 (24/06/14)
Settlement price (date)	221.90 (24/06/14)
Open Interest	0

Performance and Risk

	6m	1y	3y
Perf (%)	-	-	-
Perf (abs.)	-	-	-
Beta	-	-	-
Volatility	-	-	-

Futures and Options

Related Futures	-
Related Options	-

5y












Information about previous performance does not guarantee future performance.
Source: FactSet

Price data

Ø price 5 days Ø volume 5 days (pcs.)	217.5879 USD (0)
Ø price 30 days Ø volume 30 days (pcs.)	201.5173 USD (0)
Ø price 100 days Ø volume 100 days (pcs.)	- USD (-)
Ø price 250 days Ø volume 250 days (pcs.)	- USD (-)
YTD High date	- USD (-)
YTD Low date	- USD (-)
52 Weeks High date	- USD (-)
52 Weeks Low date	- USD (-)

Recent Research

on underlying on sector on market			
Date		Headline	Download
2024/06/14		Global Equity Ratings	
2024/06/14		Aktienempfehlungen Global	
2024/05/29		Global Equity Ratings	
2024/05/29		Aktienempfehlungen Global	
2024/04/26		Global Equity Ratings	