

ASR NEDERLAND N.V. FUTURE (ASRF) - EUX/202504

2024/07/26 18:34:53

Price
46.4303 EUR
 Difference  1.45% (0.66)

General attributes

Symbol	ASRFJ25
Exchange	Eurex
Currency	EUR
Security type	Future
Underlying	ASR NEDERLAND N.V.
Maturity	04-2025
Contract size	100

Market data

Bid (Bid size)	- EUR (-)
Ask (Ask size)	- EUR (-)
Open	46.4303 EUR
High	46.4303 EUR
Low	46.4303 EUR
Close (prev. day)	45.7663 EUR
Underlying	ASR NEDERLAND N.V.
Underlying price (date)	46.12 (24/07/26)
Settlement price (date)	46.43 (24/07/26)
Open Interest	0

Performance and Risk

	6m	1y	3y
Perf (%)	-	-	-
Perf (abs.)	-	-	-
Beta	-	-	-
Volatility	-	-	-

Futures and Options

Related Futures	-
Related Options	-

5y











Information about previous performance does not guarantee future performance.
 Source: FactSet

Price data

Ø price 5 days Ø volume 5 days (pcs.)	46.3244 EUR (0)
Ø price 30 days Ø volume 30 days (pcs.)	45.4174 EUR (0)
Ø price 100 days Ø volume 100 days (pcs.)	- EUR (-)
Ø price 250 days Ø volume 250 days (pcs.)	- EUR (-)
YTD High date	- EUR (-)
YTD Low date	- EUR (-)
52 Weeks High date	- EUR (-)
52 Weeks Low date	- EUR (-)

Recent Research

on sector		on market	
Date		Headline	Download
2024/07/24		Global Equity Ratings	
2024/07/24		Aktienempfehlungen Global	
2024/07/19		Equity Weekly	
2024/07/15		Aktienempfehlungen Global	
2024/07/12		Global Equity Ratings	