

RWE AG FUTURE (RWEH) - EUX/202504

2024/08/14 18:37:05

Price
31.1921 EUR

Difference  **-5.71% (-1.89)**

General attributes

Symbol	RWEHJ25
Exchange	Eurex
Currency	EUR
Security type	Future
Underlying	RWE AG
Maturity	04-2025
Contract size	100

Market data

Bid (Bid size)	- EUR (-)
Ask (Ask size)	- EUR (-)
Open	31.1921 EUR
High	31.1921 EUR
Low	31.1921 EUR
Close (prev. day)	33.0797 EUR
Underlying	RWE AG
Underlying price (date)	30.45 (24/08/14)
Settlement price (date)	31.19 (24/08/14)
Open Interest	0

Performance and Risk

	6m	1y	3y
Perf (%)	-	-	-
Perf (abs.)	-	-	-
Beta	-	-	-
Volatility	-	-	-

Futures and Options

Related Futures	-
Related Options	-












5y

Information about previous performance does not guarantee future performance.
Source: FactSet

Price data

Ø price 5 days Ø volume 5 days (pcs.)	32.5786 EUR (0)
Ø price 30 days Ø volume 30 days (pcs.)	33.7378 EUR (0)
Ø price 100 days Ø volume 100 days (pcs.)	33.8780 EUR (0)
Ø price 250 days Ø volume 250 days (pcs.)	- EUR (-)
YTD High date	- EUR (-)
YTD Low date	- EUR (-)
52 Weeks High date	- EUR (-)
52 Weeks Low date	- EUR (-)

Recent Research

on underlying		on sector		on market	
Date		Headline		Download	
2024/08/12		Global Equity Ratings			
2024/08/12		Aktienempfehlungen Global			
2024/07/24		Global Equity Ratings			
2024/07/24		Aktienempfehlungen Global			
2024/07/15		Aktienempfehlungen Global		