

RWE AG FUTURE (RWEH) - EUX/202504

2024/07/16 18:51:03

Price
33.577 EUR

Difference  -0.38% (-0.13)

General attributes

Symbol	RWEHJ25
Exchange	Eurex
Currency	EUR
Security type	Future
Underlying	RWE AG
Maturity	04-2025
Contract size	100

Market data

Bid (Bid size)	- EUR (-)
Ask (Ask size)	- EUR (-)
Open	33.577 EUR
High	33.577 EUR
Low	33.577 EUR
Close (prev. day)	33.7039 EUR
Underlying	RWE AG
Underlying price (date)	32.61 (24/07/16)
Settlement price (date)	33.58 (24/07/16)
Open Interest	0

Performance and Risk

	6m	1y	3y
Perf (%)	-	-	-
Perf (abs.)	-	-	-
Beta	-	-	-
Volatility	-	-	-

Futures and Options

Related Futures	-
Related Options	-












5y

Information about previous performance does not guarantee future performance.
Source: FactSet

Price data

Ø price 5 days Ø volume 5 days (pcs.)	34.270 EUR (0)
Ø price 30 days Ø volume 30 days (pcs.)	34.490 EUR (0)
Ø price 100 days Ø volume 100 days (pcs.)	- EUR (-)
Ø price 250 days Ø volume 250 days (pcs.)	- EUR (-)
YTD High date	- EUR (-)
YTD Low date	- EUR (-)
52 Weeks High date	- EUR (-)
52 Weeks Low date	- EUR (-)

Recent Research

Date	on underlying	on sector	on market	Headline	Download
2024/07/15				Aktienempfehlungen Global	
2024/07/12				Global Equity Ratings	
2024/06/21				Global Equity Ratings	
2024/06/21				Aktienempfehlungen Global	
2024/06/14				Global Equity Ratings	