

NVIDIA CORP. FUTURE (NVDF) - EUX/202504

2024/09/13 18:35:29

Price
122.4088 USD

Difference  0.71% (0.86)

General attributes

Symbol	NVDFJ25
Exchange	Eurex
Currency	USD
Security type	Future
Underlying	NVIDIA CORP.
Maturity	04-2025
Contract size	100

Market data

Bid (Bid size)	- USD (-)
Ask (Ask size)	- USD (-)
Open	122.4088 USD
High	122.4088 USD
Low	122.4088 USD
Close (prev. day)	121.5506 USD
Underlying	NVIDIA CORP.
Underlying price (date)	119.10 (24/09/13)
Settlement price (date)	122.41 (24/09/13)
Open Interest	0

Performance and Risk

	6m	1y	3y
Perf (%)	-	-	-
Perf (abs.)	-	-	-
Beta	-	-	-
Volatility	-	-	-

Futures and Options

Related Futures	-
Related Options	-












5y

Information about previous performance does not guarantee future performance.
Source: FactSet

Price data

Ø price 5 days Ø volume 5 days (pcs.)	115.0412 USD (0)
Ø price 30 days Ø volume 30 days (pcs.)	119.0432 USD (0)
Ø price 100 days Ø volume 100 days (pcs.)	400.4783 USD (0)
Ø price 250 days Ø volume 250 days (pcs.)	- USD (-)
YTD High date	- USD (-)
YTD Low date	- USD (-)
52 Weeks High date	- USD (-)
52 Weeks Low date	- USD (-)

Recent Research

Date	on underlying	on sector	on market	Download
2024/09/11			Global Equity Ratings	
2024/09/11			Aktienempfehlungen Global	
2024/09/05			Global Equity Ratings	
2024/09/05			Aktienempfehlungen Global	
2024/08/30			Equity Weekly	