

NVIDIA CORP. FUTURE (NVDF) - EUX/202504

2024/08/09 18:43:30

Price
107.7559 USD

Difference  0.92% (0.98)

General attributes

Symbol	NVDFJ25
Exchange	Eurex
Currency	USD
Security type	Future
Underlying	NVIDIA CORP.
Maturity	04-2025
Contract size	100

Market data

Bid (Bid size)	- USD (-)
Ask (Ask size)	- USD (-)
Open	107.7559 USD
High	107.7559 USD
Low	107.7559 USD
Close (prev. day)	106.7769 USD
Underlying	NVIDIA CORP.
Underlying price (date)	104.75 (24/08/09)
Settlement price (date)	107.76 (24/08/09)
Open Interest	0

Performance and Risk

	6m	1y	3y
Perf (%)	-	-	-
Perf (abs.)	-	-	-
Beta	-	-	-
Volatility	-	-	-

Futures and Options

Related Futures	-
Related Options	-












5y

Information about previous performance does not guarantee future performance.
Source: FactSet

Price data

Ø price 5 days Ø volume 5 days (pcs.)	106.8501 USD (0)
Ø price 30 days Ø volume 30 days (pcs.)	122.9277 USD (0)
Ø price 100 days Ø volume 100 days (pcs.)	601.5119 USD (0)
Ø price 250 days Ø volume 250 days (pcs.)	- USD (-)
YTD High date	- USD (-)
YTD Low date	- USD (-)
52 Weeks High date	- USD (-)
52 Weeks Low date	- USD (-)

Recent Research

on underlying on sector on market			
Date		Headline	Download
2024/07/24		Global Equity Ratings	
2024/07/24		Aktienempfehlungen Global	
2024/07/15		Aktienempfehlungen Global	
2024/07/12		Global Equity Ratings	
2024/06/21		Global Equity Ratings	