

# NVIDIA CORP. FUTURE (NVDF) - EUX/202504

2024/06/07 18:36:02

**Price**  
1,246.7593 USD

**Difference**  -1.16% (-14.65)

### General attributes

Symbol	NVDFJ25
Exchange	Eurex
Currency	USD
Security type	Future
Underlying	NVIDIA CORP.
Maturity	04-2025
Contract size	100

### Market data

Bid (Bid size)	- USD (-)
Ask (Ask size)	- USD (-)
Open	1,246.7593 USD
High	1,246.7593 USD
Low	1,246.7593 USD
Close (prev. day)	1,261.4058 USD
Underlying	NVIDIA CORP.
Underlying price (date)	1,208.88 (24/06/07)
Settlement price (date)	1,246.76 (24/06/07)
Open Interest	0

### Performance and Risk

	6m	1y	3y
Perf (%)	-	-	-
Perf (abs.)	-	-	-
Beta	-	-	-
Volatility	-	-	-

### Futures and Options

Related Futures	-
Related Options	-

5y












Information about previous performance does not guarantee future performance.  
Source: FactSet

### Price data

Ø price 5 days   Ø volume 5 days (pcs.)	1,230.8085 USD (0)
Ø price 30 days   Ø volume 30 days (pcs.)	1,044.1944 USD (0)
Ø price 100 days   Ø volume 100 days (pcs.)	- USD (-)
Ø price 250 days   Ø volume 250 days (pcs.)	- USD (-)
YTD High   date	- USD (-)
YTD Low   date	- USD (-)
52 Weeks High   date	- USD (-)
52 Weeks Low   date	- USD (-)

### Recent Research

on underlying	on sector	on market	
Date		Headline	Download
2024/05/29		Global Equity Ratings	
2024/05/29		Aktienempfehlungen Global	
2024/04/26		Global Equity Ratings	
2024/04/26		Aktienempfehlungen Global	
2024/04/03		Global Equity Ratings	