

NVIDIA CORP. FUTURE (NVDF) - EUX/202504

2024/05/31 18:43:12

Price
1,141.486 USD
 Difference  -4.33% (-51.67)

General attributes

Symbol	NVDFJ25
Exchange	Eurex
Currency	USD
Security type	Future
Underlying	NVIDIA CORP.
Maturity	04-2025
Contract size	100

Market data

Bid (Bid size)	- USD (-)
Ask (Ask size)	- USD (-)
Open	1,141.486 USD
High	1,141.486 USD
Low	1,141.486 USD
Close (prev. day)	1,193.156 USD
Underlying	NVIDIA CORP.
Underlying price (date)	1,095.95 (24/05/31)
Settlement price (date)	1,141.49 (24/05/31)
Open Interest	0

Performance and Risk

	6m	1y	3y
Perf (%)	-	-	-
Perf (abs.)	-	-	-
Beta	-	-	-
Volatility	-	-	-

Futures and Options

Related Futures	-
Related Options	-

5y











Information about previous performance does not guarantee future performance.
 Source: FactSet

Price data

Ø price 5 days Ø volume 5 days (pcs.)	1,160.149 USD (0)
Ø price 30 days Ø volume 30 days (pcs.)	981.477 USD (0)
Ø price 100 days Ø volume 100 days (pcs.)	- USD (-)
Ø price 250 days Ø volume 250 days (pcs.)	- USD (-)
YTD High date	- USD (-)
YTD Low date	- USD (-)
52 Weeks High date	- USD (-)
52 Weeks Low date	- USD (-)

Recent Research

on underlying	on sector	on market	
Date		Headline	Download
2024/05/29		Global Equity Ratings	
2024/05/29		Aktienempfehlungen Global	
2024/04/26		Global Equity Ratings	
2024/04/26		Aktienempfehlungen Global	
2024/04/03		Global Equity Ratings	