

SIEMENS AG FUTURE (SIEH) - EUX/202504

2024/05/15 18:23:57

Price
190.0666 EURDifference  1.35% (2.52)

General attributes

Symbol	SIEHJ25
Exchange	Eurex
Currency	EUR
Security type	Future
Underlying	SIEMENS AG
Maturity	04-2025
Contract size	100

Market data

Bid (Bid size)	- EUR (-)
Ask (Ask size)	- EUR (-)
Open	190.0666 EUR
High	190.0666 EUR
Low	190.0666 EUR
Close (prev. day)	187.5417 EUR
Underlying	SIEMENS AG
Underlying price (date)	187.70 (24/05/15)
Settlement price (date)	190.07 (24/05/15)
Open Interest	0

Performance and Risk

	6m	1y	3y
Perf (%)	-	-	-
Perf (abs.)	-	-	-
Beta	-	-	-
Volatility	-	-	-

Futures and Options

Related Futures	-
Related Options	-












Information about previous performance does not guarantee future performance.
Source: FactSet

Price data

Ø price 5 days Ø volume 5 days (pcs.)	187.8098 EUR (0)
Ø price 30 days Ø volume 30 days (pcs.)	179.3014 EUR (0)
Ø price 100 days Ø volume 100 days (pcs.)	- EUR (-)
Ø price 250 days Ø volume 250 days (pcs.)	- EUR (-)
YTD High date	- EUR (-)
YTD Low date	- EUR (-)
52 Weeks High date	- EUR (-)
52 Weeks Low date	- EUR (-)

Recent Research

on underlying on sector on market			
Date		Headline	Download
2024/04/26		Global Equity Ratings	
2024/04/26		Aktienempfehlungen Global	
2024/04/03		Global Equity Ratings	
2024/04/03		Aktienempfehlungen Global	
2024/03/13		Global Equity Ratings	