

# ORANGE S.A. FUTURE (FTEG) - EUX/202504

2024/07/26 18:35:17

**Price**  
**10.2903** EUR  
 Difference  -0.01% (-0.00)

**General attributes**

Symbol	FTEGJ25
Exchange	Eurex
Currency	EUR
Security type	Future
Underlying	ORANGE SA
Maturity	04-2025
Contract size	100

**Market data**

Bid (Bid size)	- EUR (-)
Ask (Ask size)	- EUR (-)
Open	10.2903 EUR
High	10.2903 EUR
Low	10.2903 EUR
Close (prev. day)	10.2914 EUR
Underlying	ORANGE SA
Underlying price (date)	10.27 (24/07/26)
Settlement price (date)	10.29 (24/07/26)
Open Interest	0

**Performance and Risk**

	6m	1y	3y
Perf (%)	-	-	-
Perf (abs.)	-	-	-
Beta	-	-	-
Volatility	-	-	-

**Futures and Options**

Related Futures	-
Related Options	-











Information about previous performance does not guarantee future performance.  
 Source: FactSet

**Price data**

Ø price 5 days   Ø volume 5 days (pcs.)	10.2101 EUR (0)
Ø price 30 days   Ø volume 30 days (pcs.)	9.7932 EUR (0)
Ø price 100 days   Ø volume 100 days (pcs.)	- EUR (-)
Ø price 250 days   Ø volume 250 days (pcs.)	- EUR (-)
YTD High   date	- EUR (-)
YTD Low   date	- EUR (-)
52 Weeks High   date	- EUR (-)
52 Weeks Low   date	- EUR (-)

**Recent Research**

Date	on sector	on market	Headline	Download
2024/07/24			Global Equity Ratings	
2024/07/24			Aktienempfehlungen Global	
2024/07/19			Equity Weekly	
2024/07/15			Aktienempfehlungen Global	
2024/07/12			Global Equity Ratings	