


# FACEBOOK INC FUTURE (FBUF) - EUX/202504

2024/07/16 18:50:17

**Price**  
**509.077** USD

**Difference**  **-1.99% (-10.34)**

**General attributes**

Symbol: FBUFJ25  
 Exchange: Eurex  
 Currency: USD  
 Security type: Future  
 Underlying: META PLATFORMS INC. CLASS A  
 Maturity: 04-2025  
 Contract size: 100

**Market data**

Bid (Bid size): - USD (-)  
 Ask (Ask size): - USD (-)  
 Open: 509.077 USD  
 High: 509.077 USD  
 Low: 509.077 USD  
 Close (prev. day): 519.414 USD  
 Underlying: META PLATFORMS INC. CLASS A  
 Underlying price (date): 489.79 (24/07/16)  
 Settlement price (date): 509.08 (24/07/16)  
 Open Interest: 0

**Performance and Risk**

	6m	1y	3y
Perf (%)	-	-	-
Perf (abs.)	-	-	-
Beta	-	-	-
Volatility	-	-	-

**Futures and Options**

Related Futures: -  
 Related Options: -












Information about previous performance does not guarantee future performance.  
 Source: FactSet

**Price data**

Ø price 5 days | Ø volume 5 days (pcs.): 528.842 USD (0)  
 Ø price 30 days | Ø volume 30 days (pcs.): 527.917 USD (0)  
 Ø price 100 days | Ø volume 100 days (pcs.): - USD (-)  
 Ø price 250 days | Ø volume 250 days (pcs.): - USD (-)  
 YTD High | date: - USD (-)  
 YTD Low | date: - USD (-)  
 52 Weeks High | date: - USD (-)  
 52 Weeks Low | date: - USD (-)

**Recent Research**

on underlying   on sector   on market			
Date		Headline	Download
2024/07/15		Aktienempfehlungen Global	
2024/07/12		Global Equity Ratings	
2024/06/21		Global Equity Ratings	
2024/06/21		Aktienempfehlungen Global	
2024/06/14		Global Equity Ratings	