

FACEBOOK INC FUTURE (FBUF) - EUX/202504

2024/07/05 19:02:59

Price
551.7301 USD
 Difference  4.03% (21.40)

General attributes

Symbol **FBUFJ25**
 Exchange **Eurex**
 Currency **USD**
 Security type **Future**
 Underlying **META PLATFORMS INC. CLASS A**
 Maturity **04-2025**
 Contract size **100**

Market data

Bid (Bid size) **- USD (-)**
 Ask (Ask size) **- USD (-)**
 Open **551.7301 USD**
 High **551.7301 USD**
 Low **551.7301 USD**
 Close (prev. day) **530.3315 USD**
 Underlying **META PLATFORMS INC. CLASS A**
 Underlying price (date) **539.91 (24/07/05)**
 Settlement price (date) **551.73 (24/07/05)**
 Open Interest **0**

Performance and Risk

| | 6m | 1y | 3y |
|-------------|----|----|----|
| Perf (%) | - | - | - |
| Perf (abs.) | - | - | - |
| Beta | - | - | - |
| Volatility | - | - | - |

Futures and Options

Related Futures **-**
 Related Options **-**













Information about previous performance does not guarantee future performance.
 Source: FactSet

Price data

| | |
|---|------------------|
| Ø price 5 days Ø volume 5 days (pcs.) | 531.6163 USD (0) |
| Ø price 30 days Ø volume 30 days (pcs.) | 518.1374 USD (0) |
| Ø price 100 days Ø volume 100 days (pcs.) | - USD (-) |
| Ø price 250 days Ø volume 250 days (pcs.) | - USD (-) |
| YTD High date | - USD (-) |
| YTD Low date | - USD (-) |
| 52 Weeks High date | - USD (-) |
| 52 Weeks Low date | - USD (-) |

Recent Research

| on underlying on sector on market | | | |
|---------------------------------------|---|---------------------------|---|
| Date | | Headline | Download |
| 2024/06/21 |  | Global Equity Ratings |  |
| 2024/06/21 |  | Aktienempfehlungen Global |  |
| 2024/06/14 |  | Global Equity Ratings |  |
| 2024/06/14 |  | Aktienempfehlungen Global |  |
| 2024/05/29 |  | Global Equity Ratings |  |