

E.ON SE FUTURE (EOAI) - EUX/202504

2024/09/16 18:46:42

Price
13.9458 EUR
 Difference  0.82% (0.11)

General attributes

Symbol	EOAIJ25
Exchange	Eurex
Currency	EUR
Security type	Future
Underlying	E.ON SE
Maturity	04-2025
Contract size	100

Market data

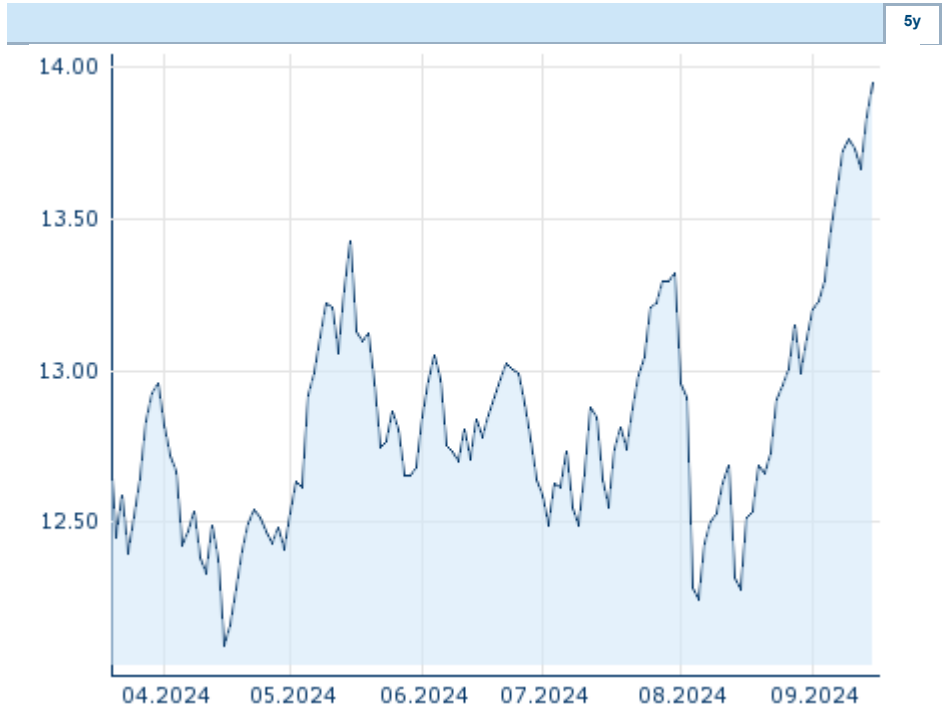
Bid (Bid size)	- EUR (-)
Ask (Ask size)	- EUR (-)
Open	13.9458 EUR
High	13.9458 EUR
Low	13.9458 EUR
Close (prev. day)	13.8319 EUR
Underlying	E.ON SE
Underlying price (date)	13.805 (24/09/17)
Settlement price (date)	13.95 (24/09/16)
Open Interest	0

Performance and Risk

	6m	1y	3y
Perf (%)	-	-	-
Perf (abs.)	-	-	-
Beta	-	-	-
Volatility	-	-	-

Futures and Options

Related Futures	-
Related Options	-












Information about previous performance does not guarantee future performance.
 Source: FactSet

Price data

Ø price 5 days Ø volume 5 days (pcs.)	13.7856 EUR (0)
Ø price 30 days Ø volume 30 days (pcs.)	13.0088 EUR (0)
Ø price 100 days Ø volume 100 days (pcs.)	12.9013 EUR (0)
Ø price 250 days Ø volume 250 days (pcs.)	- EUR (-)
YTD High date	- EUR (-)
YTD Low date	- EUR (-)
52 Weeks High date	- EUR (-)
52 Weeks Low date	- EUR (-)

Recent Research

on underlying	on sector	on market	
Date		Headline	Download
2022/12/19		Global Equity Ratings	
2022/12/19		Aktienempfehlungen Global	
2022/11/28		Global Equity Ratings	
2022/11/28		Aktienempfehlungen Global	
2022/11/18		Global Equity Ratings	