

GEBERIT AG FUTURE (GBRI) - EUX/202504

2024/08/21 18:45:01

Price
529.1054 CHF

Difference  **-0.04% (-0.20)**

General attributes

Symbol	GBRIJ25
Exchange	Eurex
Currency	CHF
Security type	Future
Underlying	GEBERIT AG
Maturity	04-2025
Contract size	100

Market data

Bid (Bid size)	- CHF (-)
Ask (Ask size)	- CHF (-)
Open	529.1054 CHF
High	529.1054 CHF
Low	529.1054 CHF
Close (prev. day)	529.3068 CHF
Underlying	GEBERIT AG
Underlying price (date)	526.00 (24/08/21)
Settlement price (date)	529.11 (24/08/21)
Open Interest	0

Performance and Risk

	6m	1y	3y
Perf (%)	-	-	-
Perf (abs.)	-	-	-
Beta	-	-	-
Volatility	-	-	-

Futures and Options

Related Futures	-
Related Options	-

5y












Information about previous performance does not guarantee future performance.
Source: FactSet

Price data

Ø price 5 days Ø volume 5 days (pcs.)	527.4014 CHF (0)
Ø price 30 days Ø volume 30 days (pcs.)	545.9760 CHF (0)
Ø price 100 days Ø volume 100 days (pcs.)	540.2486 CHF (0)
Ø price 250 days Ø volume 250 days (pcs.)	- CHF (-)
YTD High date	- CHF (-)
YTD Low date	- CHF (-)
52 Weeks High date	- CHF (-)
52 Weeks Low date	- CHF (-)

Recent Research

on underlying	on sector	on market	
Date		Headline	Download
2022/12/19		Global Equity Ratings	
2022/12/19		Aktienempfehlungen Global	
2022/11/28		Global Equity Ratings	
2022/11/28		Aktienempfehlungen Global	
2022/11/18		Global Equity Ratings	