

GEBERIT AG FUTURE (GBRI) - EUX/202504

2024/05/21 18:43:37

Price
564.7467 CHF
Difference  **-0.58% (-3.31)**

General attributes

Symbol GBRIJ25
Exchange Eurex
Currency CHF
Security type Future
Underlying GEBERIT AG
Maturity 04-2025
Contract size 100

Market data

Bid (Bid size) - CHF (-)
Ask (Ask size) - CHF (-)
Open 564.7467 CHF
High 564.7467 CHF
Low 564.7467 CHF
Close (prev. day) 568.0615 CHF
Underlying GEBERIT AG
Underlying price (date) 558.20 (24/05/21)
Settlement price (date) 564.75 (24/05/21)
Open Interest 0

Performance and Risk

	6m	1y	3y
Perf (%)	-	-	-
Perf (abs.)	-	-	-
Beta	-	-	-
Volatility	-	-	-

Futures and Options

Related Futures -
Related Options -












Information about previous performance does not guarantee future performance.
 Source: FactSet

Price data

Ø price 5 days Ø volume 5 days (pcs.)	568.5782 CHF (0)
Ø price 30 days Ø volume 30 days (pcs.)	521.6043 CHF (0)
Ø price 100 days Ø volume 100 days (pcs.)	- CHF (-)
Ø price 250 days Ø volume 250 days (pcs.)	- CHF (-)
YTD High date	- CHF (-)
YTD Low date	- CHF (-)
52 Weeks High date	- CHF (-)
52 Weeks Low date	- CHF (-)

Recent Research

on underlying	on sector	on market	
Date		Headline	Download
2022/12/19		Global Equity Ratings	
2022/12/19		Aktienempfehlungen Global	
2022/11/28		Global Equity Ratings	
2022/11/28		Aktienempfehlungen Global	
2022/11/18		Global Equity Ratings	