

GEBERIT AG FUTURE (GBRI) - EUX/202504

2024/05/17 19:04:57

Price
568.0615 CHF

Difference  -0.74% (-4.22)

General attributes

Symbol	GBRIJ25
Exchange	Eurex
Currency	CHF
Security type	Future
Underlying	GEBERIT AG
Maturity	04-2025
Contract size	100

Market data

Bid (Bid size)	- CHF (-)
Ask (Ask size)	- CHF (-)
Open	568.0615 CHF
High	568.0615 CHF
Low	568.0615 CHF
Close (prev. day)	572.2775 CHF
Underlying	GEBERIT AG
Underlying price (date)	561.40 (24/05/17)
Settlement price (date)	568.06 (24/05/17)
Open Interest	0

Performance and Risk

	6m	1y	3y
Perf (%)	-	-	-
Perf (abs.)	-	-	-
Beta	-	-	-
Volatility	-	-	-

Futures and Options

Related Futures	-
Related Options	-












Information about previous performance does not guarantee future performance.
Source: FactSet

Price data

Ø price 5 days Ø volume 5 days (pcs.)	566.2841 CHF (0)
Ø price 30 days Ø volume 30 days (pcs.)	519.8762 CHF (0)
Ø price 100 days Ø volume 100 days (pcs.)	- CHF (-)
Ø price 250 days Ø volume 250 days (pcs.)	- CHF (-)
YTD High date	- CHF (-)
YTD Low date	- CHF (-)
52 Weeks High date	- CHF (-)
52 Weeks Low date	- CHF (-)

Recent Research

on underlying	on sector	on market	
Date		Headline	Download
2022/12/19		Global Equity Ratings	
2022/12/19		Aktienempfehlungen Global	
2022/11/28		Global Equity Ratings	
2022/11/28		Aktienempfehlungen Global	
2022/11/18		Global Equity Ratings	