

# ROYAL BANK OF CANADA FUTURE (RYFF) - EUX/202504

2024/07/16 18:51:03

**Price**  
**112.2323** USD

**Difference**  **-0.48% (-0.55)**

### General attributes

|               |                      |
|---------------|----------------------|
| Symbol        | RYFFJ25              |
| Exchange      | Eurex                |
| Currency      | USD                  |
| Security type | Future               |
| Underlying    | ROYAL BANK OF CANADA |
| Maturity      | 04-2025              |
| Contract size | 100                  |

### Market data

|                         |                      |
|-------------------------|----------------------|
| Bid (Bid size)          | - USD (-)            |
| Ask (Ask size)          | - USD (-)            |
| Open                    | 112.2323 USD         |
| High                    | 112.2323 USD         |
| Low                     | 112.2323 USD         |
| Close (prev. day)       | 112.7788 USD         |
| Underlying              | ROYAL BANK OF CANADA |
| Underlying price (date) | 151.50 (24/07/16)    |
| Settlement price (date) | 112.23 (24/07/16)    |
| Open Interest           | 0                    |

### Performance and Risk

|             | 6m | 1y | 3y |
|-------------|----|----|----|
| Perf (%)    | -  | -  | -  |
| Perf (abs.) | -  | -  | -  |
| Beta        | -  | -  | -  |
| Volatility  | -  | -  | -  |

### Futures and Options

|                 |   |
|-----------------|---|
| Related Futures | - |
| Related Options | - |













Information about previous performance does not guarantee future performance.  
Source: FactSet

### Price data

|   |                  |
|---|------------------|
| Ø price 5 days   Ø volume 5 days (pcs.)     | 112.4563 USD (0) |
| Ø price 30 days   Ø volume 30 days (pcs.)   | 108.5881 USD (0) |
| Ø price 100 days   Ø volume 100 days (pcs.) | - USD (-)        |
| Ø price 250 days   Ø volume 250 days (pcs.) | - USD (-)        |
| YTD High   date                             | - USD (-)        |
| YTD Low   date                              | - USD (-)        |
| 52 Weeks High   date                        | - USD (-)        |
| 52 Weeks Low   date                         | - USD (-)        |

### Recent Research

| on underlying |   | on sector                 |   |
|---------------|---|---------------------------|---|
| Date          |   | Headline                  | Download  |
| 2024/07/15    |  | Aktienempfehlungen Global |  |
| 2024/07/12    |  | Global Equity Ratings     |  |
| 2024/06/21    |  | Global Equity Ratings     |  |
| 2024/06/21    |  | Aktienempfehlungen Global |  |
| 2024/06/14    |  | Global Equity Ratings     |  |