

# CITIGROUP INC. FUTURE (CITG) - EUX/202504

2024/09/13 18:35:01

**Price**  
**58.2755** USD  
 Difference  0.62% (0.36)

**General attributes**

Symbol	CITGJ25
Exchange	Eurex
Currency	USD
Security type	Future
Underlying	CITIGROUP INC
Maturity	04-2025
Contract size	100

**Market data**

Bid (Bid size)	- USD (-)
Ask (Ask size)	- USD (-)
Open	58.2755 USD
High	58.2755 USD
Low	58.2755 USD
Close (prev. day)	57.9164 USD
Underlying	CITIGROUP INC
Underlying price (date)	57.67 (24/09/13)
Settlement price (date)	58.28 (24/09/13)
Open Interest	0

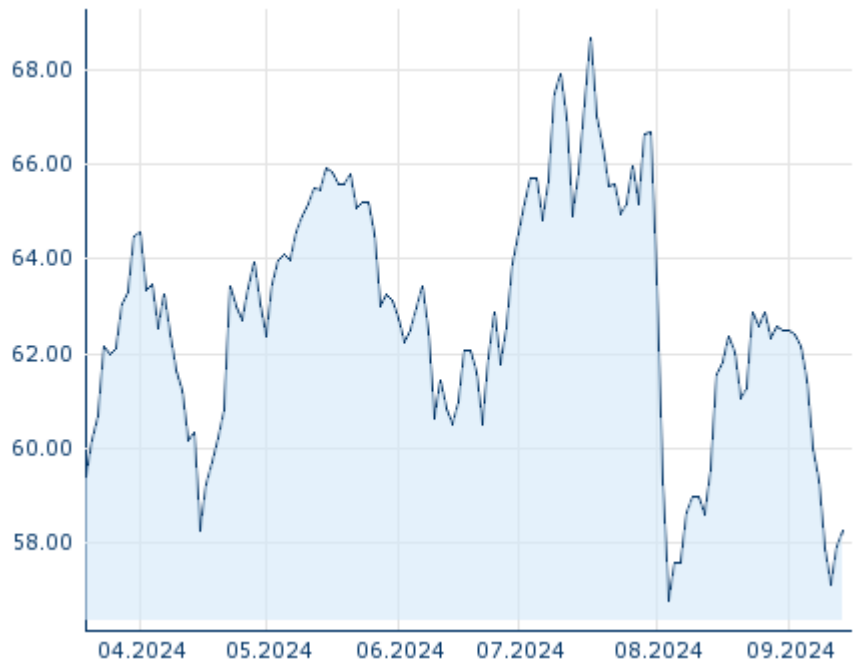
**Performance and Risk**

	6m	1y	3y
Perf (%)	-	-	-
Perf (abs.)	-	-	-
Beta	-	-	-
Volatility	-	-	-

**Futures and Options**

Related Futures	-
Related Options	-

5y












Information about previous performance does not guarantee future performance.  
 Source: FactSet

**Price data**

Ø price 5 days   Ø volume 5 days (pcs.)	58.1053 USD (0)
Ø price 30 days   Ø volume 30 days (pcs.)	60.3865 USD (0)
Ø price 100 days   Ø volume 100 days (pcs.)	63.0602 USD (0)
Ø price 250 days   Ø volume 250 days (pcs.)	- USD (-)
YTD High   date	- USD (-)
YTD Low   date	- USD (-)
52 Weeks High   date	- USD (-)
52 Weeks Low   date	- USD (-)

**Recent Research**

on underlying	on sector	on market	
Date		Headline	Download
2024/09/11		Global Equity Ratings	
2024/09/11		Aktienempfehlungen Global	
2024/09/05		Global Equity Ratings	
2024/09/05		Aktienempfehlungen Global	
2024/08/12		Global Equity Ratings	