

# SOCIÉTÉ GÉNÉRALE S.A. FUTURE (SGEI) - EUX/202504

2024/07/26 18:35:51

Price  
**24.6361** EUR

Difference  0.12% (0.03)

### General attributes

Symbol	SGEIJ25
Exchange	Eurex
Currency	EUR
Security type	Future
Underlying	SOCIÉTÉ GÉNÉRALE S.A.
Maturity	04-2025
Contract size	100

### Market data

Bid (Bid size)	- EUR (-)
Ask (Ask size)	- EUR (-)
Open	24.6361 EUR
High	24.6361 EUR
Low	24.6361 EUR
Close (prev. day)	24.6076 EUR
Underlying	SOCIÉTÉ GÉNÉRALE S.A.
Underlying price (date)	23.95 (24/07/26)
Settlement price (date)	24.64 (24/07/26)
Open Interest	0

### Performance and Risk

	6m	1y	3y
Perf (%)	-	-	-
Perf (abs.)	-	-	-
Beta	-	-	-
Volatility	-	-	-

### Futures and Options

Related Futures	-
Related Options	-

5y












Information about previous performance does not guarantee future performance.  
Source: FactSet

### Price data

Ø price 5 days   Ø volume 5 days (pcs.)	24.6707 EUR (0)
Ø price 30 days   Ø volume 30 days (pcs.)	23.7753 EUR (0)
Ø price 100 days   Ø volume 100 days (pcs.)	- EUR (-)
Ø price 250 days   Ø volume 250 days (pcs.)	- EUR (-)
YTD High   date	- EUR (-)
YTD Low   date	- EUR (-)
52 Weeks High   date	- EUR (-)
52 Weeks Low   date	- EUR (-)

### Recent Research

on sector		on market	
Date		Headline	Download
2024/07/24		Global Equity Ratings	
2024/07/24		Aktienempfehlungen Global	
2024/07/19		Equity Weekly	
2024/07/15		Aktienempfehlungen Global	
2024/07/12		Global Equity Ratings	